

Local Control & Accountability Plan Summary


2017-18

Buena Park School District

Page 1 of 2



DISTRICT STORY



4,850 TK-8th STUDENTS



7 SCHOOLS

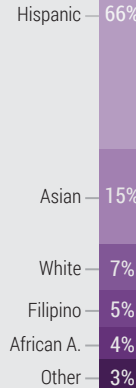


6 DISTINGUISHED Schools



408 EMPLOYEES

STUDENT ETHNICITY



SUBGROUPS



Strong family support systems

ASES, Kid Connection, before & after-school extended learning opportunities



Rigorous, comprehensive, 21st century curriculum

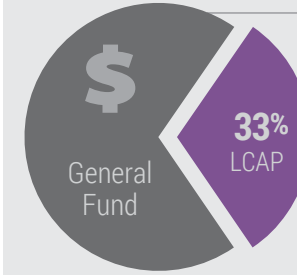
Integrated, standards-based instruction, supported by mobile technology

District Mission:

Improving the lives of our students & families.



BUDGET



General Fund Expenditures:
\$56,599,476

LCAP Expenditures:
\$18,869,970


LCFF Revenues:
\$44,525,516
(Totals Budgeted for 2017-18 LCAP Year)

Additional Expenditures Not Specified in the LCAP:

- 1 - Student transportation services
- 2 - GATE, Debate, & Athletics
- 3 - Parent programs, English classes, Early literacy, & STEM
- 4 - DAC & DELAC for parent involvement
- 5 - Wellness Committee initiatives
- 6 - Print shop & copier costs
- 7 - Facility & grounds maintenance
- 8 - Security costs
- 9 - Bond program unrestricted dollars

LCAP HIGHLIGHTS

GOAL #1



Standards-based instruction to increase achievement

Highlighted Outcomes

- INCREASE CAASPP ELA & MATH PERFORMANCE
- INCREASE EL RECLASSIFICATION RATE
- INCREASE EL CELDT PROFICIENCY
- INCREASE STUDENT PERFORMANCE ON DISTRICT ASSESSMENTS

GOAL #2



Positive & safe 21st century environment

Highlighted Outcomes

- INSTRUCTIONAL MATERIALS COMPLIANCE
- FACILITIES RATED "GOOD" ON FIT
- INCREASE ATTENDANCE RATE

GOAL #3



Recruit & retain highly qualified staff

Highlighted Outcomes

- MAINTAIN TEACHER QUALIFICATIONS COMPLIANCE
- DECREASE TEACHER ABSENCES

GOAL #4



Enhance parent & community communication & engagement

Highlighted Outcomes

- INCREASE PARENT SATISFACTION
- MAINTAIN PARENT REPRESENTATION COMPLIANCE
- INCREASE EXTRACURRICULAR ACTIVITIES




Local Control & Accountability Plan Summary

2017-18

Buena Park School District

Page 2 of 2



GREATEST PROGRESS

Increased ELA academic performance



Indicator: California School Dashboard



Status: Low
Change: Increased

Increased Math academic performance



Indicator: California School Dashboard



Status: Low
Change: Increased

Planned Actions to Maintain Progress:

- Reading & writing workshop professional development
- Purchase research-based & standards-aligned curriculum
- TOSAs to support District initiatives
- One-on-one technology coaching

GREATEST NEEDS



Indicator: California School Dashboard



Status: Medium
Change: Declined

Improve English Learner progress

Planned Actions to Address Needs:

- ELA framework & ELD standards professional development
- ELD Teacher on Special Assignment
- Training for ELD Leadership team
- Annual Summit to engage parents of English Learners

PERFORMANCE GAPS

Subgroup in Need:



State Indicators:

- 1. Chronic Absenteeism
- 2. Suspension Rate
- 3. English Learner
- 4. Graduation Rate
- 5. College/Career Readiness
- 6. ELA Assessment
- 7. Math Assessment

Students with Disabilities



African American



White



Planned Actions to Address Performance Gaps:

- Unique Learning Systems trainings for SPED teachers
- Balanced Literacy Approach workshops for SPED teachers
- Culturally responsive teaching staff development
- PBIS staff development
- Restorative Practices teacher training
- Summer School Academy

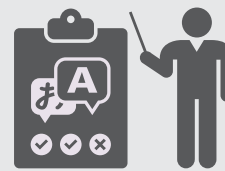
INCREASED OR IMPROVED SERVICES



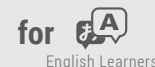
PBIS support services & interventions



Instructional technology & materials



English Learner progress materials



Parent involvement activities

