




Local Control and Accountability Plan

Plan Summary, 2017-18

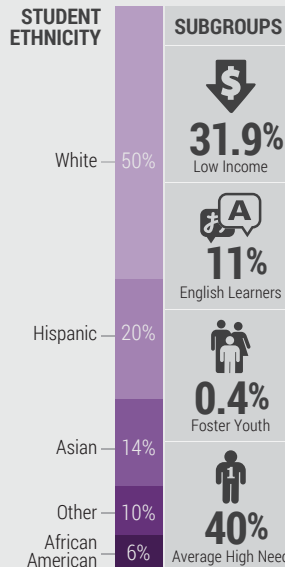


20,345 TK-12 STUDENTS

33 SCHOOLS

11 DISTINGUISHED Schools

2,012 EMPLOYEES



DISTRICT STORY

Community Engagement

Active parent & community involvement contributes to the success of every student



High Quality Teachers

Local academic institutions, district collaboration, & the Folsom Cordova Education Foundation support teachers

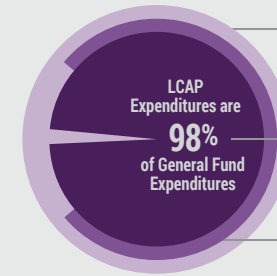


District Mission

Committed to providing excellent educational programs with high expectations for student's achievement & success



ADOPTED BUDGET



General Fund Expenditures (100%):
\$203,994,251

LCAP Expenditures (98%):
\$200,161,310

LCFF Revenues (79%):
\$162,517,447
(Totals Budgeted for 2017-18 LCAP Year)

Expenditures Breakdown:

• Salaries & Benefits	\$171,470,868 (84%)
• Books & Supplies	\$10,087,748 (5%)
• Services, Equipment & Other	\$22,435,635 (11%)

LCAP HIGHLIGHTS

GOAL #1



High Quality Instruction for College & Career Readiness

Highlighted Outcomes & Metrics

	HIRE APPROPRIATELY CREDENTIALLED TEACHERS & STAFF	100%
	MAINTAIN FACILITIES IN GOOD / EXEMPLARY REPAIR	100%

GOAL #2



Foster Engagement in a Safe & Positive Environment

Highlighted Outcomes & Metrics

	INCREASE ATTENDANCE RATES	96%
	INCREASE GRADUATION RATES	93%

GOAL #3



Access to a Broad Course of Study

Highlighted Outcomes & Metrics

	PROFESSIONAL DEVELOPMENT DAYS	2 Days
	TRAINING IN INNOVATIVE TEACHING STRATEGIES (GLAD)	100%





GOAL #4








Monitor Student Success



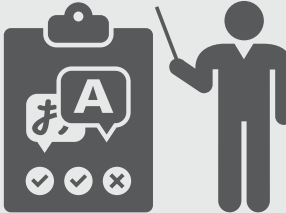
Highlighted Outcomes & Metrics

	INCREASE LITERACY & MATH SCORES
	INCREASE COLLEGE READINESS

GREATEST PROGRESS	
CA Dashboard State Indicator:	Performance:
<p>Increased English-language arts assessment progress</p> 	<p>Status: High</p>  <p>Change: Increased</p>
<p>Increased English Learner progress</p> 	<p>Status: Medium</p>  <p>Change: Increased</p>
<p>Planned Actions to Maintain Progress:</p> <ul style="list-style-type: none"> • Prioritize intervention & credit recovery support • Ongoing professional development, collaboration, & implementation of state standards • Continue to fund Lead Teachers, Bilingual Instructional Aides, & staff for direct support to English Learners 	

GREATEST NEEDS	
CA Dashboard State Indicator:	Performance:
<p>Improve suspension rate</p> 	<p>Status: Medium</p>  <p>Change: Maintained</p>
<p>Planned Actions to Address Needs:</p> <ul style="list-style-type: none"> • Continue character education, bullying prevention programs, and provide training to staff on mental health and emotional wellness support for students • Community opportunities for adults for continued student support 	

PERFORMANCE GAPS	
Subgroup in Need:	State Indicators:
	<p>1. Chronic Absenteeism</p> <p>2. Suspension Rate</p> <p>3. English Learner</p> <p>4. Graduation Rate</p> <p>5. College/Career Readiness</p> <p>6. ELA Assessment</p> <p>7. Math Assessment</p>
Low Income	
Students with Disabilities	
African American	
American Indian	
<p>Planned Actions to Address Performance Gaps:</p> <ul style="list-style-type: none"> • Monitor bullying incident tracking & reporting systems & create annual school safety & connectedness survey • Provide secondary school math support (tutors & teachers) • Identify appropriate special education curriculum & supports 	

INCREASED OR IMPROVED SERVICES		
<p>Early Intervention model</p>  <p>for EL LI FY</p>	<p>Adaptive classroom diagnostics to support interventions</p>  <p>for EL LI FY</p>	<p>Implement integrated English Language Development standards</p>  <p>for English Learners</p>



GOAL #1



HIGH QUALITY INSTRUCTION FOR COLLEGE & CAREER READINESS

Actual 2016-17 Expenditures

\$193,022,900

Goal in Progress



Elements	Total Planned for 2016-17	Total Achieved in 2016-17	Percentage of Completion	Progress
Actions	6	6	<div style="width: 100%;"><div style="width: 100%;"></div></div> 100%	<input checked="" type="checkbox"/>
Outcomes	14	13	<div style="width: 92%;"><div style="width: 92%;"></div></div> 92%	<input checked="" type="checkbox"/>



GOAL #2



FOSTER A SAFE & POSITIVE ENVIRONMENT

Actual 2016-17 Expenditures

\$2,326,940

Goal in Progress



Elements	Total Planned for 2016-17	Total Achieved in 2016-17	Percentage of Completion	Progress
Actions	4	4	<div style="width: 100%;"><div style="width: 100%;"></div></div> 100%	<input checked="" type="checkbox"/>
Outcomes	16	11	<div style="width: 69%;"><div style="width: 69%;"></div></div> 69%	<input checked="" type="checkbox"/>



GOAL #3



PARENT & COMMUNITY ENGAGEMENT

Actual 2016-17 Expenditures

\$373,122

Goal in Progress



Elements	Total Planned for 2016-17	Total Achieved in 2016-17	Percentage of Completion	Progress
Actions	3	3	<div style="width: 100%;"><div style="width: 100%;"></div></div> 100%	<input checked="" type="checkbox"/>
Outcomes	9	7	<div style="width: 78%;"><div style="width: 78%;"></div></div> 78%	<input checked="" type="checkbox"/>





GOAL #4



MONITOR STUDENT SUCCESS

Actual 2016-17 Expenditures

\$29,644,618

Goal in Progress



Elements	Total Planned for 2016-17	Total Achieved in 2016-17	Percentage of Completion	Progress
Actions	6	6	<div style="width: 100%;"><div style="width: 100%;"></div></div> 100%	<input checked="" type="checkbox"/>
Outcomes	11	6	<div style="width: 55%;"><div style="width: 55%;"></div></div> 55%	<input type="checkbox"/>



TOTAL LCAP SPENDING

Total **Actual** 2016-17 LCAP Expenditures

\$225,367,580

=

Towards Full Support of Targeted Students

112.6%

Stakeholder Engagement, 2016-17



1

SURVEY
Conducted



96

WORKSHOPS
Held



10

BOARD MEETINGS
Convened



18

GROUPS
Involved

Groups include:

Parents, Students,
Teachers, Staff,
Administrators,
Cabinet, Trustees,
DELAC, DILT, SAB, PTA,
FCEA, CSEA, SPED
advisory committee.



Checklist of Items Shared:

- District Profile Data
- State Education Priorities
- LCAP & LCFF Overview
- School Site Plans



FCUSD has informed, consulted, and involved school stakeholders in the process of creating the LCAP as summarized above. Communications to stakeholders includes:



Website, email, phone, word of mouth, meetings.

* This information reflects Stakeholder Engagement efforts in the previous 2016-17 school year. It does not reflect Education Town Halls & other Stakeholder Engagement that commenced in 2018, which will be used for next year's LCAP development

GOAL

#1



High Quality Instruction for College & Career Readiness

GOAL DETAILS


1. Basic Services


2. Academic Standards


3. Parent Involvement


4. Student Achievement


5. Student Engagement


6. School Climate


7. Course Access


8. Other Outcomes

GOAL DETAILS


New















Modified


Unchanged

EXPECTED 2017-18 MEASURABLE **OUTCOMES**

<p>1.1</p> <div style="text-align: center; margin: 10px 0;">  </div> <p style="text-align: center; font-size: 0.8em;">MAINTAIN APPROPRIATELY CREDENTIALLED TEACHERS & STAFF</p> <div style="display: flex; justify-content: space-between; margin-top: 10px;"> <div style="text-align: center;"> <small>2017-18</small> = 100% </div> <div style="text-align: center;">  100% </div> </div>	<p>1.2</p> <div style="text-align: center; margin: 10px 0;">  </div> <p style="text-align: center; font-size: 0.8em;">MAINTAIN FACILITIES IN GOOD / EXEMPLARY REPAIR</p> <div style="display: flex; justify-content: space-between; margin-top: 10px;"> <div style="text-align: center;"> <small>2017-18</small> = 100% </div> <div style="text-align: center;">  100% </div> </div>	<p>1.3</p> <div style="text-align: center; margin: 10px 0;">  </div> <p style="text-align: center; font-size: 0.8em;">MAINTAIN STATE-MANDATED MATERIALS COMPLIANCE</p> <div style="display: flex; justify-content: space-between; margin-top: 10px;"> <div style="text-align: center;"> <small>2017-18</small> = 100% </div> <div style="text-align: center;">  100% </div> </div>
--------------------------------------------------------------------------------------------------------------------------------------------------------------------------------------------------------------------------------------------------------------------------------------------------------------------------------------------------------------------------------------------------------------------------------------------------------------------------------------------------------------------------------------------------------------------------------------------------------------------------------------------	------------------------------------------------------------------------------------------------------------------------------------------------------------------------------------------------------------------------------------------------------------------------------------------------------------------------------------------------------------------------------------------------------------------------------------------------------------------------------------------------------------------------------------------------------------------------------------------------------------------------------------	-----------------------------------------------------------------------------------------------------------------------------------------------------------------------------------------------------------------------------------------------------------------------------------------------------------------------------------------------------------------------------------------------------------------------------------------------------------------------------------------------------------------------------------------------------------------------------------------------------------------------------------

EXPECTED 2017-18 **ACTIONS & EXPENDITURES**

 Goal #1	 Action / Service	 Amount	 Target	 Status
1.1 - Provide appropriately credentialed, assigned, & supported staff		\$115,023,638	 <small>All Students</small>	 <small>Modified</small>
1.2 - Implement bond & maintenance projects (meetings, reports, interest group presentations, time lines, communications, add portables, class size reduction)		\$50,658,378		
1.3 - Continue literacy standards curriculum implementation (fund translation services, support staff, librarians, pilot social science curriculum)		\$2,520,199	 LI  EL  FY	

GOAL

#2



Foster Engagement in a Safe & Positive Environment

GOAL DETAILS

STATE PRIORITIES

1. Basic Services

2. Academic Standards

3. Parent Involvement

4. Student Achievement

5. Student Engagement

6. School Climate

7. Course Access

8. Other Outcomes







STATUS

New

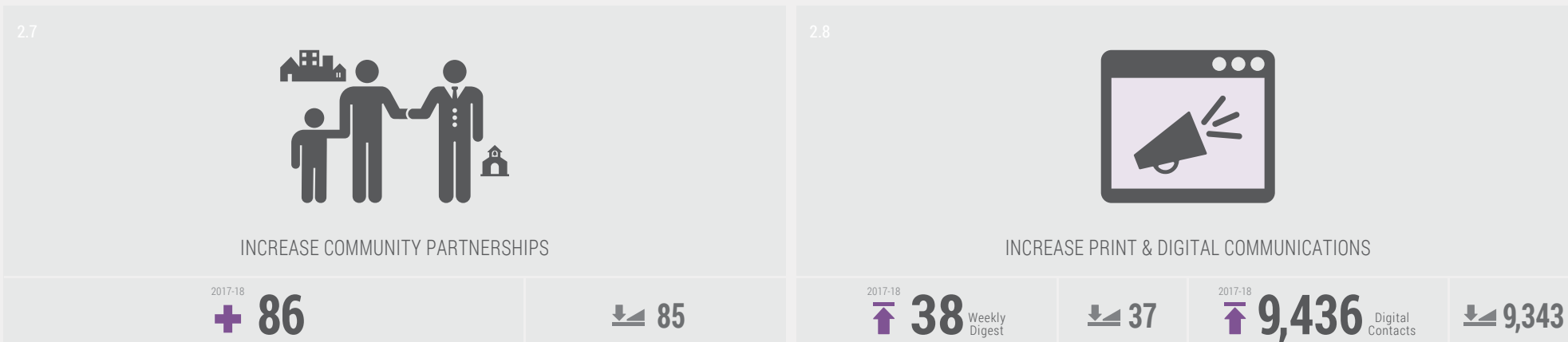
Modified

Unchanged













EXPECTED 2017-18 MEASURABLE **OUTCOMES**

<p>2.1</p>  <p style="text-align: center; font-weight: bold;">INCREASE OR MAINTAIN ATTENDANCE RATES</p>	<table border="1" style="width: 100%; border-collapse: collapse;"> <thead> <tr> <th style="font-size: 8px;">2017-18 Metric</th> <th style="font-size: 8px;">Baseline</th> </tr> </thead> <tbody> <tr> <td style="text-align: center;">=/↑ 95%</td> <td style="text-align: center;">96%</td> </tr> <tr> <td colspan="2" style="text-align: center; font-size: 8px;">All Students</td> </tr> <tr> <td style="text-align: center;">↑ 80%</td> <td style="text-align: center;">78%</td> </tr> <tr> <td colspan="2" style="text-align: center; font-size: 8px;">Alternative Education</td> </tr> </tbody> </table>	2017-18 Metric	Baseline	=/ ↑ 95%	96%	All Students		↑ 80%	78%	Alternative Education		<p>2.2</p>  <p style="text-align: center; font-weight: bold;">DECREASE CHRONIC ABSENTEEISM</p>	<table border="1" style="width: 100%; border-collapse: collapse;"> <thead> <tr> <th style="font-size: 8px;">2017-18 Metric</th> </tr> </thead> <tbody> <tr> <td style="text-align: center;">↓ 1%</td> </tr> <tr> <td style="text-align: center; font-size: 8px;">Baseline</td> </tr> <tr> <td style="text-align: center; font-weight: bold;">10%</td> </tr> </tbody> </table>	2017-18 Metric	↓ 1%	Baseline	10%	<p>2.3</p>  <p style="text-align: center; font-weight: bold;">INCREASE OR MAINTAIN GRADUATION RATES</p>	<table border="1" style="width: 100%; border-collapse: collapse;"> <thead> <tr> <th style="font-size: 8px;">2017-18 Metric</th> <th style="font-size: 8px;">Baseline</th> </tr> </thead> <tbody> <tr> <td style="text-align: center;">=/↑ 91%</td> <td style="text-align: center;">92%</td> </tr> <tr> <td colspan="2" style="text-align: center; font-size: 8px;">All Students</td> </tr> <tr> <td style="text-align: center;">↑ 83%</td> <td style="text-align: center;">81%</td> </tr> <tr> <td colspan="2" style="text-align: center; font-size: 8px;">English Learners</td> </tr> <tr> <td style="text-align: center;">↑ 88%</td> <td style="text-align: center;">83%</td> </tr> <tr> <td colspan="2" style="text-align: center; font-size: 8px;">African American</td> </tr> <tr> <td style="text-align: center;">↑ 75%</td> <td style="text-align: center;">73%</td> </tr> <tr> <td colspan="2" style="text-align: center; font-size: 8px;">Special Education</td> </tr> </tbody> </table>	2017-18 Metric	Baseline	=/ ↑ 91%	92%	All Students		↑ 83%	81%	English Learners		↑ 88%	83%	African American		↑ 75%	73%	Special Education							
2017-18 Metric	Baseline																																										
=/ ↑ 95%	96%																																										
All Students																																											
↑ 80%	78%																																										
Alternative Education																																											
2017-18 Metric																																											
↓ 1%																																											
Baseline																																											
10%																																											
2017-18 Metric	Baseline																																										
=/ ↑ 91%	92%																																										
All Students																																											
↑ 83%	81%																																										
English Learners																																											
↑ 88%	83%																																										
African American																																											
↑ 75%	73%																																										
Special Education																																											
<p>2.4</p>  <p style="text-align: center; font-weight: bold;">DECREASE OR MAINTAIN LOW DROPOUT RATES</p>	<table border="1" style="width: 100%; border-collapse: collapse;"> <thead> <tr> <th style="font-size: 8px;">2017-18 Metric</th> <th style="font-size: 8px;">Baseline</th> </tr> </thead> <tbody> <tr> <td style="text-align: center;">=/↓ 10%</td> <td style="text-align: center;">3.2%</td> </tr> <tr> <td colspan="2" style="text-align: center; font-size: 8px;">High School</td> </tr> <tr> <td style="text-align: center;">=/↓ 5%</td> <td style="text-align: center;">0.1%</td> </tr> <tr> <td colspan="2" style="text-align: center; font-size: 8px;">Middle School</td> </tr> </tbody> </table>	2017-18 Metric	Baseline	=/ ↓ 10%	3.2%	High School		=/ ↓ 5%	0.1%	Middle School		<p>2.5</p>  <p style="text-align: center; font-weight: bold;">DECREASE SUSPENSION & EXPULSION RATES</p>	<table border="1" style="width: 100%; border-collapse: collapse;"> <thead> <tr> <th style="font-size: 8px;">2017-18 Metric</th> <th style="font-size: 8px;">Baseline</th> </tr> </thead> <tbody> <tr> <td style="text-align: center;">- 2%</td> <td style="text-align: center;">1,994</td> </tr> <tr> <td colspan="2" style="text-align: center; font-size: 8px;">Suspensions</td> </tr> <tr> <td style="text-align: center;">- 2%</td> <td style="text-align: center;">50</td> </tr> <tr> <td colspan="2" style="text-align: center; font-size: 8px;">Expulsions</td> </tr> </tbody> </table>	2017-18 Metric	Baseline	- 2%	1,994	Suspensions		- 2%	50	Expulsions		<p>2.6</p>  <p style="text-align: center; font-weight: bold;">INCREASE VOLUNTEERS & PARENT ATTENDANCE</p>	<table border="1" style="width: 100%; border-collapse: collapse;"> <thead> <tr> <th style="font-size: 8px;">2017-18 Metric</th> <th style="font-size: 8px;">Baseline</th> </tr> </thead> <tbody> <tr> <td style="text-align: center;">+100</td> <td style="text-align: center;">56</td> </tr> <tr> <td colspan="2" style="text-align: center; font-size: 8px;">Volunteers</td> </tr> <tr> <td style="text-align: center;">↑ 39</td> <td style="text-align: center;">35</td> </tr> <tr> <td colspan="2" style="text-align: center; font-size: 8px;">Parent Summit Attendance</td> </tr> <tr> <td style="text-align: center;">= 3</td> <td style="text-align: center;">3</td> </tr> <tr> <td colspan="2" style="text-align: center; font-size: 8px;">Meetings Held per Year</td> </tr> <tr> <td style="text-align: center;">= 25</td> <td style="text-align: center;">83%</td> </tr> <tr> <td colspan="2" style="text-align: center; font-size: 8px;">Superintendent's Committee</td> </tr> </tbody> </table>	2017-18 Metric	Baseline	+100	56	Volunteers		↑ 39	35	Parent Summit Attendance		= 3	3	Meetings Held per Year		= 25	83%	Superintendent's Committee	
2017-18 Metric	Baseline																																										
=/ ↓ 10%	3.2%																																										
High School																																											
=/ ↓ 5%	0.1%																																										
Middle School																																											
2017-18 Metric	Baseline																																										
- 2%	1,994																																										
Suspensions																																											
- 2%	50																																										
Expulsions																																											
2017-18 Metric	Baseline																																										
+100	56																																										
Volunteers																																											
↑ 39	35																																										
Parent Summit Attendance																																											
= 3	3																																										
Meetings Held per Year																																											
= 25	83%																																										
Superintendent's Committee																																											

EXPECTED 2017-18 MEASURABLE OUTCOMES




EXPECTED 2017-18 ACTIONS & EXPENDITURES

Goal #2	Action / Service	Amount	Target	Status
2.1 - Monitor attendance & provide incentives (communicate recognition, collaborate with school resource officers, nurse, attendance & due process)		\$1,321,014	  	 Unchanged
2.2 - Prioritize intervention support, credit recovery programs & Naviance for post secondary options		See action 3.3	 EL  FY	
2.3 - Experiential & extracurricular programs for at-risk groups (electives & after-school activity access, field trips, clubs, Sacramento County Office of Education Care Program)		\$315,261	 Low Income	
2.4 - Character education & anti-bullying programs		\$1,043,444	 English Learners	
2.5 - Continue to develop parent involvement opportunities & resources		\$392,509	 Foster Youth	 Modified
2.6 - Outreach & recognition for community partners (faith-based, corporate, & non-profit, community committees, website & newspaper event advertisements)		\$7,000	 All Students	
2.7 - Utilize mass notification system & communication best practices		\$76,700		



GOAL

#3



Access to a Broad Course of Study

GOAL DETAILS

STATE PRIORITIES

1. Basic Services

2. Academic Standards

3. Parent Involvement

4. Student Achievement


5. Student Engagement


6. School Climate


7. Course Access

8. Other Outcomes







STATUS


New













Modified



Unchanged

EXPECTED 2017-18 MEASURABLE OUTCOMES

<p>3.1</p>  <p style="text-align: center; font-weight: bold;">PROFESSIONAL DEVELOPMENT DAYS</p>	<p>2017-18 Metric</p> <p style="font-size: 1.5em; font-weight: bold;">+ 6</p> <p style="font-size: 0.8em;">Hours</p> <hr/> <p style="font-size: 0.8em;">Baseline</p> <p style="font-size: 1.5em; font-weight: bold;">2</p> <p style="font-size: 0.8em;">Days</p>	<p>3.2</p>  <p style="text-align: center; font-weight: bold;">TRAINING IN INNOVATIVE TEACHING STRATEGIES (GLAD)</p>	<p>2017-18 Metric</p> <p style="font-size: 1.5em; font-weight: bold;">= 100%</p> <hr/> <p style="font-size: 0.8em;">Baseline</p> <p style="font-size: 1.5em; font-weight: bold;">100%</p>	<p>3.3</p>  <p style="text-align: center; font-weight: bold;">INCREASE COLLEGE PREP COURSE COMPLETION</p>	<table border="1" style="width: 100%; border-collapse: collapse; font-size: 0.8em;"> <thead> <tr> <th style="width: 50%;">2017-18 Metric</th> <th style="width: 50%;">Baseline</th> </tr> </thead> <tbody> <tr> <td style="text-align: center;">↑ 35%</td> <td style="text-align: center;">33%</td> </tr> <tr> <td colspan="2" style="text-align: center; font-size: 0.7em;">Cordova High School</td> </tr> <tr> <td style="text-align: center;">↑ 63%</td> <td style="text-align: center;">61%</td> </tr> <tr> <td colspan="2" style="text-align: center; font-size: 0.7em;">Folsom High School</td> </tr> <tr> <td style="text-align: center;">↑ 64%</td> <td style="text-align: center;">62%</td> </tr> <tr> <td colspan="2" style="text-align: center; font-size: 0.7em;">Vista Del Lago High School</td> </tr> </tbody> </table>	2017-18 Metric	Baseline	↑ 35%	33%	Cordova High School		↑ 63%	61%	Folsom High School		↑ 64%	62%	Vista Del Lago High School																		
2017-18 Metric	Baseline																																			
↑ 35%	33%																																			
Cordova High School																																				
↑ 63%	61%																																			
Folsom High School																																				
↑ 64%	62%																																			
Vista Del Lago High School																																				
<p>3.4</p>  <p style="text-align: center; font-weight: bold;">INCREASE CAREER TECHNICAL EDUCATION & STEM COURSE COMPLETION</p>	<table border="1" style="width: 100%; border-collapse: collapse; font-size: 0.8em;"> <thead> <tr> <th style="width: 50%;">2017-18 Metric</th> <th style="width: 50%;">Baseline</th> </tr> </thead> <tbody> <tr> <td style="text-align: center;">↑ 7,947</td> <td style="text-align: center;">n/a</td> </tr> <tr> <td colspan="2" style="text-align: center; font-size: 0.7em;">Course Completion</td> </tr> <tr> <td style="text-align: center;">↑ 5%</td> <td style="text-align: center;">9,371</td> </tr> <tr> <td colspan="2" style="text-align: center; font-size: 0.7em;">Elementary STEM Completion</td> </tr> </tbody> </table>	2017-18 Metric	Baseline	↑ 7,947	n/a	Course Completion		↑ 5%	9,371	Elementary STEM Completion		<p>3.5</p>  <p style="text-align: center; font-weight: bold;">INCREASE AP & IB COURSE COMPLETION</p>	<table border="1" style="width: 100%; border-collapse: collapse; font-size: 0.8em;"> <thead> <tr> <th style="width: 50%;">2017-18 Metric</th> <th style="width: 50%;">Baseline</th> </tr> </thead> <tbody> <tr> <td style="text-align: center;">↑ 2%</td> <td style="text-align: center;">1,366</td> </tr> <tr> <td colspan="2" style="text-align: center; font-size: 0.7em;">AP Pass Rate</td> </tr> <tr> <td style="text-align: center;">↑ 1%</td> <td style="text-align: center;">1,924</td> </tr> <tr> <td colspan="2" style="text-align: center; font-size: 0.7em;">IB Completion</td> </tr> <tr> <td style="text-align: center;">↑ 1%</td> <td style="text-align: center;">1,199</td> </tr> <tr> <td colspan="2" style="text-align: center; font-size: 0.7em;">AP Completion</td> </tr> <tr> <td style="text-align: center;">↑ 5%</td> <td style="text-align: center;">270</td> </tr> <tr> <td colspan="2" style="text-align: center; font-size: 0.7em;">DP Enrollment</td> </tr> <tr> <td style="text-align: center;">↑ 20%</td> <td style="text-align: center;">23</td> </tr> <tr> <td colspan="2" style="text-align: center; font-size: 0.7em;">DP Diplomas</td> </tr> </tbody> </table>	2017-18 Metric	Baseline	↑ 2%	1,366	AP Pass Rate		↑ 1%	1,924	IB Completion		↑ 1%	1,199	AP Completion		↑ 5%	270	DP Enrollment		↑ 20%	23	DP Diplomas		
2017-18 Metric	Baseline																																			
↑ 7,947	n/a																																			
Course Completion																																				
↑ 5%	9,371																																			
Elementary STEM Completion																																				
2017-18 Metric	Baseline																																			
↑ 2%	1,366																																			
AP Pass Rate																																				
↑ 1%	1,924																																			
IB Completion																																				
↑ 1%	1,199																																			
AP Completion																																				
↑ 5%	270																																			
DP Enrollment																																				
↑ 20%	23																																			
DP Diplomas																																				

EXPECTED 2017-18 **ACTIONS & EXPENDITURES**

 Goal #3	 Action / Service	 Amount	 Target	 Status
3.1	State standards curriculum implementation (professional development, administrator training, collaboration, formative & summative assessments, GATE)	\$1,085,000	 Low Income  English Learners	 Modified
3.2	Staff & additional support funding for EL, LTEL & RFEP (PD, SIPPS, GLAD)	\$1,835,706	 Foster Youth	
3.3	Continue high level course opportunities & build awareness	\$594,747		



GOAL

#4



Monitor Student Success

GOAL DETAILS

STATE PRIORITIES

1. Basic Services

2. Academic Standards

3. Parent Involvement

4. Student Achievement

5. Student Engagement

6. School Climate

7. Course Access

8. Other Outcomes





STATUS

New

Modified

Unchanged

EXPECTED 2017-18 MEASURABLE **OUTCOMES**

<p>4.1</p> <div style="text-align: center; font-size: 2em; margin-bottom: 10px;">  </div> <p style="text-align: center; font-weight: bold;">INCREASE ENGLISH-LANGUAGE ARTS ASSESSMENT PROGRESS</p>	<table border="1" style="width: 100%; border-collapse: collapse;"> <thead> <tr> <th style="font-size: 0.8em;">2017-18 Metric</th> <th style="font-size: 0.8em;">Baseline</th> </tr> </thead> <tbody> <tr> <td style="text-align: center; font-size: 1.5em;">↑ 64%</td> <td style="text-align: center; font-size: 1.2em;">62%</td> </tr> <tr> <td style="text-align: center; font-size: 0.8em;">Reading</td> <td></td> </tr> <tr> <td style="text-align: center; font-size: 1.5em;">↑ 52%</td> <td style="text-align: center; font-size: 1.2em;">47%</td> </tr> <tr> <td style="text-align: center; font-size: 0.8em;">Early Assessment Program</td> <td></td> </tr> </tbody> </table>	2017-18 Metric	Baseline	↑ 64%	62%	Reading		↑ 52%	47%	Early Assessment Program		<p>4.2</p> <div style="text-align: center; font-size: 2em; margin-bottom: 10px;">  </div> <p style="text-align: center; font-weight: bold;">INCREASE MATH ASSESSMENT PROGRESS</p>	<table border="1" style="width: 100%; border-collapse: collapse;"> <thead> <tr> <th style="font-size: 0.8em;">2017-18 Metric</th> <th style="font-size: 0.8em;">Baseline</th> </tr> </thead> <tbody> <tr> <td style="text-align: center; font-size: 1.5em;">↑ 55%</td> <td style="text-align: center; font-size: 1.2em;">53%</td> </tr> <tr> <td style="text-align: center; font-size: 0.8em;">Math</td> <td></td> </tr> <tr> <td style="text-align: center; font-size: 1.5em;">↑ 30%</td> <td style="text-align: center; font-size: 1.2em;">25%</td> </tr> <tr> <td style="text-align: center; font-size: 0.8em;">Early Assessment Program</td> <td></td> </tr> </tbody> </table>	2017-18 Metric	Baseline	↑ 55%	53%	Math		↑ 30%	25%	Early Assessment Program									
2017-18 Metric	Baseline																														
↑ 64%	62%																														
Reading																															
↑ 52%	47%																														
Early Assessment Program																															
2017-18 Metric	Baseline																														
↑ 55%	53%																														
Math																															
↑ 30%	25%																														
Early Assessment Program																															
<p>4.3</p> <div style="text-align: center; font-size: 2em; margin-bottom: 10px;">  </div> <p style="text-align: center; font-weight: bold;">INCREASE ENGLISH LEARNER RECLASSIFICATION</p>	<table border="1" style="width: 100%; border-collapse: collapse;"> <thead> <tr> <th style="font-size: 0.8em;">2017-18 Metric</th> <th style="font-size: 0.8em;">Baseline</th> </tr> </thead> <tbody> <tr> <td style="text-align: center; font-size: 1.5em;">↑ 71.6%</td> <td style="text-align: center; font-size: 1.2em;">69.6%</td> </tr> <tr> <td style="text-align: center; font-size: 0.8em;">Dashboard Data</td> <td></td> </tr> <tr> <td style="text-align: center; font-size: 1.5em;">↑ 2%</td> <td style="text-align: center; font-size: 1.2em;">13%</td> </tr> <tr> <td style="text-align: center; font-size: 0.8em;">CAASPP ELA</td> <td></td> </tr> <tr> <td style="text-align: center; font-size: 1.5em;">↑ 2%</td> <td style="text-align: center; font-size: 1.2em;">14%</td> </tr> <tr> <td style="text-align: center; font-size: 0.8em;">CAASPP Math</td> <td></td> </tr> <tr> <td style="text-align: center; font-size: 1.5em;">↑ 2%</td> <td style="text-align: center; font-size: 1.2em;">19.6%</td> </tr> <tr> <td style="text-align: center; font-size: 0.8em;">Reclassification Rate</td> <td></td> </tr> </tbody> </table>	2017-18 Metric	Baseline	↑ 71.6%	69.6%	Dashboard Data		↑ 2%	13%	CAASPP ELA		↑ 2%	14%	CAASPP Math		↑ 2%	19.6%	Reclassification Rate		<p>4.4</p> <div style="text-align: center; font-size: 2em; margin-bottom: 10px;">  </div> <p style="text-align: center; font-weight: bold;">IMPROVE SPRING TESTING PROFICIENCY FOR SPECIAL EDUCATION STUDENTS</p>	<table border="1" style="width: 100%; border-collapse: collapse;"> <thead> <tr> <th style="font-size: 0.8em;">2017-18 Metric</th> <th style="font-size: 0.8em;">Baseline</th> </tr> </thead> <tbody> <tr> <td style="text-align: center; font-size: 1.5em;">↑ 23%</td> <td style="text-align: center; font-size: 1.2em;">21%</td> </tr> <tr> <td style="text-align: center; font-size: 0.8em;">ELA</td> <td></td> </tr> <tr> <td style="text-align: center; font-size: 1.5em;">↑ 20%</td> <td style="text-align: center; font-size: 1.2em;">18%</td> </tr> <tr> <td style="text-align: center; font-size: 0.8em;">Math</td> <td></td> </tr> </tbody> </table>	2017-18 Metric	Baseline	↑ 23%	21%	ELA		↑ 20%	18%	Math	
2017-18 Metric	Baseline																														
↑ 71.6%	69.6%																														
Dashboard Data																															
↑ 2%	13%																														
CAASPP ELA																															
↑ 2%	14%																														
CAASPP Math																															
↑ 2%	19.6%																														
Reclassification Rate																															
2017-18 Metric	Baseline																														
↑ 23%	21%																														
ELA																															
↑ 20%	18%																														
Math																															
<p>4.5</p> <div style="text-align: center; font-size: 2em; margin-bottom: 10px;">  </div> <p style="text-align: center; font-weight: bold;">INCREASE STUDENTS ENROLLED IN EARLY CHILDHOOD EDUCATION PROGRAMS</p>	<table border="1" style="width: 100%; border-collapse: collapse;"> <thead> <tr> <th style="font-size: 0.8em;">2017-18 Metric</th> <th style="font-size: 0.8em;">Baseline</th> </tr> </thead> <tbody> <tr> <td style="text-align: center; font-size: 1.5em;">+ 2%</td> <td></td> </tr> <tr> <td style="text-align: center; font-size: 0.8em;">Baseline</td> <td></td> </tr> <tr> <td style="text-align: center; font-size: 1.5em;">771</td> <td></td> </tr> </tbody> </table>	2017-18 Metric	Baseline	+ 2%		Baseline		771		<p>4.6</p> <div style="text-align: center; font-size: 2em; margin-bottom: 10px;">  </div> <p style="text-align: center; font-weight: bold;">INCREASE 9TH GRADE COMPLETION</p>	<table border="1" style="width: 100%; border-collapse: collapse;"> <thead> <tr> <th style="font-size: 0.8em;">2017-18 Metric</th> <th style="font-size: 0.8em;">Baseline</th> </tr> </thead> <tbody> <tr> <td style="text-align: center; font-size: 1.5em;">↑ 87%</td> <td></td> </tr> <tr> <td style="text-align: center; font-size: 0.8em;">Baseline</td> <td></td> </tr> <tr> <td style="text-align: center; font-size: 1.5em;">85%</td> <td></td> </tr> </tbody> </table>	2017-18 Metric	Baseline	↑ 87%		Baseline		85%													
2017-18 Metric	Baseline																														
+ 2%																															
Baseline																															
771																															
2017-18 Metric	Baseline																														
↑ 87%																															
Baseline																															
85%																															

©2017 solutions@goboinfo.com

EXPECTED 2017-18 ACTIONS & EXPENDITURES

Goal #4	Action / Service	Amount	Target	Status
4.1 - Continue assessments, data analysis & research to develop effective strategies		\$267,627	LI EL FY	Modified
4.2 - Assess grade level math progress & provide support				Unchanged
4.3 - Long Term English Learner & high need instruction & support		\$362,475	A	
4.4 - Identify Special Education curriculum, intervention & supports (additional classes & services)		\$621,721		
4.5 - Expand preschool program (State preschool, First 5, Transitional Kindergarten, Parent education, preschool enrollment)		\$20,728,652		
4.6 - Review under-performing student placement (credits based on concept mastery, 9th grader transition plans, increase staff)		\$202,721		
		\$3,104,518		

Abbreviations: AA (African American), AP (Advanced Placement), AVID (Advancement Via Individual Determination), BTSA (Beginning Teacher Support and Assessment), CAASPP (California Assessment of Student Performance and Progress), CAC (Community Advisory Committee), CCSS (Common Core State Standards), CDE (California Department of Education), CELDT (California English Language Development Test), CHS (Cordova High School), CSEA (California School Employees Association), CTE (Career Technical Education), DELAC (District English Learner Advisory Council), DILT (District Instructional Leadership Team), DP (Diploma Programme), EAP (Early Assessment Program), ECE (Early Childhood Education), EIP (Early Intervention Program), EL (English Learner), ELA (English-Language Arts), ELD (English Language Development), ELAC (English Learner Advisory Council), ELPAC (English Language Proficiency Assessments for California), FCEA (Folsom Cordova Education Association), FCUSD (Folsom Cordova Unified School District), FHS (Folsom High School), FY (Foster Youth), GATE (Gifted and Talented Education), GLAD (Guided Language Acquisition Design), HS (High School), IB (International Baccalaureate), LCAP (Local Control Accountability Plan), LCFF (Local Control Funding Formula), LI (Low Income), LTEL (Long Term English Learners), MS (Middle school), N/A (Not Available), PBIS (Positive Behavior Interventions & Supports), PD (Professional Development), PLC (Professional Learning Community), PTA (Parent-Teacher Association), RFEP (Reclassified Fluent English Proficient), RTI (Response to intervention), SAB (Student Advisory Board), SARB (School Attendance Review Boards), SART (School Assessment and Review Team), SCOE (Sacramento County Office of Education), SIPPS (Systematic Instruction in Phonological Awareness, Phonics, and Sight Words), SPED (Special Education), SSC (School Site Council), STEM (Science, Technology, Engineering & Math), SWD (Students With Disabilities), TK (Transitional Kindergarten), VAPA (Visual & Performing Arts), VDL (Vista Del Lago High School).

Legend	
	- Increase TO
	- Decrease TO
	- Maintain
	- Increase BY
	- Decrease BY
	= / - Maintain / Increase
	- Baseline



For additional LCAP resources scan or click the QR code or go to www.goboinfo.com & search for your district.

This infographic provides a high-level summary only. For more specific details, please refer to the accompanying 103 page LCAP narrative plan.



Folsom Cordova Unified School District, 1965 Birkmont Dr., Rancho Cordova, CA 95742; Phone: (916) 294-9000; Website: www.fcusd.org/lcap; CDS#: 3467330000000
Communication and Community Engagement Department; Email: sbuck@fcusd.org