


# Local Control & Accountability Plan Summary



## DISTRICT STORY

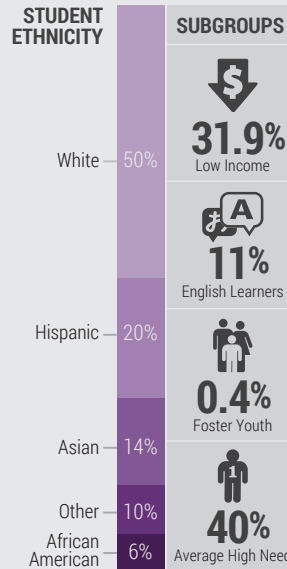


**20,345** TK-12 STUDENTS

**33**  
SCHOOLS

**11**  
DISTINGUISHED  
Schools

**2,012**  
EMPLOYEES



### Community Engagement

Active parent & community involvement contributes to the success of every student



### High Quality Teachers

Local academic institutions, district collaboration, & the Folsom Cordova Education Foundation support teachers

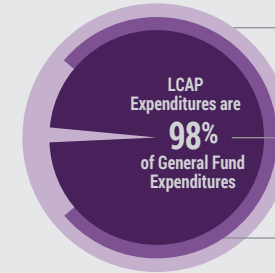


### District Mission

Committed to providing excellent educational programs with high expectations for student's achievement & success



## ADOPTED BUDGET



General Fund Expenditures (100%):  
**\$203,994,251**

LCAP Expenditures (98%):  
**\$200,161,310**

LCFF Revenues (79%):  
**\$162,517,447**

(Totals Budgeted for 2017-18 LCAP Year)

### Expenditures Breakdown:

• Salaries & Benefits	\$171,470,868 (84%)
• Books & Supplies	\$10,087,748 (5%)
• Services, Equipment & Other	\$22,435,635 (11%)

## LCAP HIGHLIGHTS

### GOAL #1



**High Quality Instruction for College & Career Readiness**

#### Highlighted Outcomes & Metrics

HIRE APPROPRIATELY CREDENTIALLED TEACHERS & STAFF	<b>100%</b>
MAINTAIN FACILITIES IN GOOD / EXEMPLARY REPAIR	<b>100%</b>

### GOAL #2




**Foster Engagement in a Safe & Positive Environment**

#### Highlighted Outcomes & Metrics

INCREASE ATTENDANCE RATES	<b>96%</b>
INCREASE GRADUATION RATES	<b>93%</b>

### GOAL #3



**Access to a Broad Course of Study**

#### Highlighted Outcomes & Metrics

PROFESSIONAL DEVELOPMENT DAYS	<b>2</b> Days
TRAINING IN INNOVATIVE TEACHING STRATEGIES (GLAD)	<b>100%</b>

### GOAL #4



**Monitor Student Success**

#### Highlighted Outcomes & Metrics

INCREASE LITERACY & MATH SCORES
INCREASE COLLEGE READINESS



# Local Control & Accountability Plan Summary



## GREATEST PROGRESS

CA Dashboard State Indicator:	Performance:
<b>Increased English-language arts assessment progress</b> 	Status: High  Change: Increased
<b>Increased English Learner progress</b> 	Status: Medium  Change: Increased

- Planned Actions to Maintain Progress:**
- Prioritize intervention & credit recovery support
  - Ongoing professional development, collaboration, & implementation of state standards
  - Continue to fund Lead Teachers, Bilingual Instructional Aides, & staff for direct support to English Learners

## GREATEST NEEDS

CA Dashboard State Indicator:	Performance:
<b>Improve suspension rate</b> 	Status: Medium  Change: Maintained

- Planned Actions to Address Needs:**
- Continue character education, bullying prevention programs, and provide training to staff on mental health and emotional wellness support for students
  - Community opportunities for adults for continued student support

## PERFORMANCE GAPS

Subgroup in Need:	State Indicators:
	1. Chronic Absenteeism 2. Suspension Rate 3. English Learner 4. Graduation Rate 5. College/Career Readiness 6. ELA Assessment 7. Math Assessment
<b>Low Income</b>	
<b>Students with Disabilities</b>	
<b>African American</b>	
<b>American Indian</b>	

- Planned Actions to Address Performance Gaps:**
- Monitor bullying incident tracking & reporting systems & create annual school safety & connectedness survey
  - Provide secondary school math support (tutors & teachers)
  - Identify appropriate special education curriculum & supports

## INCREASED OR IMPROVED SERVICES

**Early Intervention model**

for

**Adaptive classroom diagnostics to support interventions**

for

**Implement integrated English Language Development standards**

for