


Local Control & Accountability Plan Summary



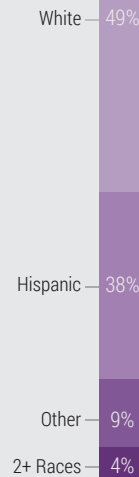
DISTRICT STORY



3,250 TK-8 STUDENTS



STUDENT ETHNICITY



SUBGROUPS



Specialty Programs

Title I, ELD, Resource Specialist, Special Day Class, speech pathology, occupational therapy, music, & PE



History Day Champions


Numerous State History Day Championships & 16 National History Day competition medals

After School Enrichment

North Bakersfield Parks & Recreation partnership provides extensive after-school sports



BUDGET



General Fund Expenditures:
\$29,871,003

LCAP Expenditures:
\$2,940,657

LCFF Revenues:
\$25,390,408

(Totals Budgeted for 2017-18 LCAP Year)

Additional Expenditures Not Specified in the LCAP:

- Reading Programs support students not at grade level
- Aides help manage class sizes & assist with instruction
- Maintain reasonable class sizes in all grade levels
- History Day, Oral Language, Speech Contest coaches
- Additional counselors & psychologists
- Field Trips to expand educational experiences
- Career Technical Education Grant for summer school & CTE
- Chevron Grant supports Gateway to Technology
- Parent publications & newsletters

LCAP HIGHLIGHTS

Implement State Standards



GOAL
#1

Highlighted Outcomes & Metrics



DECREASE MISASSIGNED & NOT FULLY CREDENTIALLED TEACHERS

↓ 6.5%



PUPIL ACCESS TO STANDARDS-ALIGNED MATERIALS

100%

Increase Student Engagement & Connectedness



GOAL
#2

Highlighted Outcomes & Metrics



MAINTAIN HIGH ATTENDANCE RATE

96.2%



DECREASE CHRONIC ABSENTEEISM

↓ 4.7%

Increase Parent & Community Partnerships



GOAL
#3

Highlighted Outcomes & Metrics



INCREASE PARENT-TEACHER CONFERENCES ATTENDANCE

↑ 96%



MAINTAIN PARENT ELAC ATTENDANCE







6.5



Local Control & Accountability Plan Summary



GREATEST PROGRESS

<p>Increased Math Assessment Scores</p> 	<p>Indicator: California School Dashboard</p>  <p>Status: Medium Change: Incr. Significantly</p>
<p>Increased ELA Assessment Scores</p> 	<p>Indicator: California School Dashboard</p>  <p>Status: High Change: Increased</p>
<p>Increased English Learner Progress</p> 	<p>Indicator: California School Dashboard</p>  <p>Status: High Change: Increased</p>

- Planned Actions to Maintain Progress:**
- Continue focus on small class sizes, additional targeted resources & staff SWD, EL, SED, etc.
 - Maintain programs that connect students to their school, & provide emotional & behavioral support

GREATEST NEEDS



Improve suspension rates

Indicator: California School Dashboard



Status: High
Change: Declined

- Planned Actions to Address Needs:**
- Research strategies to meet student needs to encourage positive behavior & decreased suspension rates
 - Continue focus on instructional staff resources on understanding, instructing & assessing students


PERFORMANCE GAPS




<p>Subgroup in Need:</p>  <p>Students with Disabilities</p>	<p>State Indicators:</p>  <ol style="list-style-type: none"> 1. Chronic Absenteeism 2. Suspension Rate 3. English Learner 4. Graduation Rate 5. College/Career Readiness 6. ELA Assessment 7. Math Assessment
---	---

- Planned Actions to Address Performance Gaps:**
- Hire qualified & talented teachers & staff members with a special education focus
 - Extend "Early Tell" staff incentive to allow the district to begin recruiting
 - Character education programs that focus on positive reinforcement techniques (SOAR & COR)


INCREASED OR IMPROVED SERVICES




Small class sizes




for   

Extended learning opportunities



for   

Technology in Classrooms



for 