
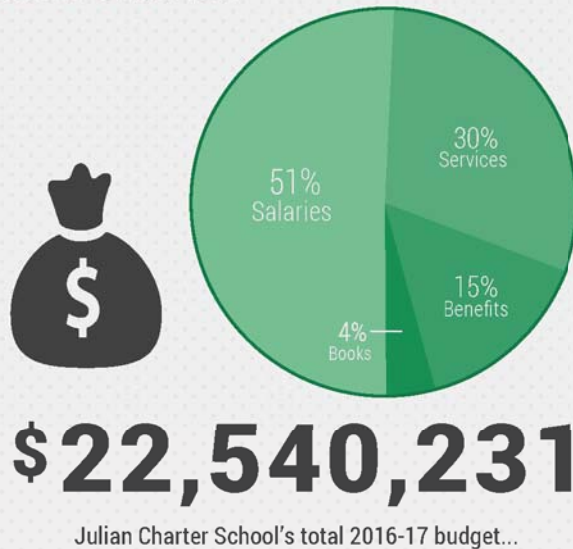



Local Control and Accountability Plan



District Overview



GOAL #1 INVESTING \$2,662,149



Increase Student Capacity to Integrate Skills

HIGHLIGHTED OUTCOMES & METRICS

	DECREASE SPECIAL EDUCATION REFERRALS	-20%
	INCREASE 5TH GRADERS MEETING/EXCEEDING READING LEVELS	↑ 60% by 2018

HIGHLIGHTED ACTIONS, EXPENDITURES & TARGETS

1.1 - Assess K-1 students bi-annually & record in student profile	\$842,670	
1.2 - Use Renaissance Place (RP) to assess grades 2-8 bi-annually	\$842,670	
1.3 - Require additional assessments for students in RP intervention range	\$824,629	
1.4 - Explore & purchase additional assessment tool & analysis resources	\$52,180	
1.5 - Additional assessment tool & analysis training & PD	\$20,000	
1.6 - Train & support K-5 teachers on balanced literacy programs	\$20,000	
1.7 - Train & support 4-8 teachers on close reading strategies	\$20,000	
1.8 - UDL training & support for teachers	\$20,000	

Local Control and Accountability Plan



GOAL #2
INVESTING \$3,448,696

Increase Math Strategy & Problem Solving Abilities

HIGHLIGHTED OUTCOMES & METRICS		
	INCREASE 8TH GRADE NEARLY MET+ CAASPP SCORES	↑ 80% by 2018-19
	INCREASE 9TH GRADE SAT PREP PLAN COMPLETION	↑ 90% by 2020-21
HIGHLIGHTED ACTIONS, EXPENDITURES & TARGETS		
2.1 - Research & purchase 6-8 Common Core curriculum	\$52,180	
2.2 - Hire full-time Math Coach for K-8 math instruction training & support	\$40,000	

GOAL #3
INVESTING \$2,697,896

Create Lifelong Learners

HIGHLIGHTED OUTCOMES & METRICS		
	IMPLEMENT LIFE SKILLS HIGH SCHOOL CURRICULUM	✓
	INCREASE PSAT EXAM PARTICIPATION	↑ 90% by 2020-21
HIGHLIGHTED ACTIONS, EXPENDITURES & TARGETS		
3.1 - Discuss viability of Life Skills curriculum as graduation requirement	\$10,253	
3.2 - Elective PLCs for 4-year life skills curriculum overview	\$50,000	

GOAL #4
INVESTING \$2,640,387

Improve Communication & Refine Culture

HIGHLIGHTED OUTCOMES & METRICS		
	INCREASE COLLEGIAL SUPPORT & COMMUNICATION	✓
HIGHLIGHTED ACTIONS, EXPENDITURES & TARGETS		
4.1 - Continue to build relationships across programs	\$150,000	
4.2 - Continue leadership development opportunities	\$1,500	
4.3 - Assess Learning Management System effectiveness	\$10,000	

GOAL #5
INVESTING \$924,629

High Quality Instruction & Personalized Learning

HIGHLIGHTED OUTCOMES & METRICS		
	USE NON-PHYSICAL ENVIRONMENT TO SUPPORT & ENGAGE STUDENTS	✓
	INCREASE STUDENTS MEETING "A-G" REQUIREMENTS	✓
HIGHLIGHTED ACTIONS, EXPENDITURES & TARGETS		
5.1 - Monthly Technology Team meetings	\$10,000	
5.2 - Staff & parent-teachers PD opportunities	\$5,000	
5.3 - PLCs share best practices & analyze student data	\$824,629	

GOAL #6
INVESTING \$560,253

Strengthen Infrastructure

HIGHLIGHTED OUTCOMES & METRICS		
	HIRE & RETAIN OUTSTANDING TEACHERS & EMPLOYEES	✓
	MAINTAIN UP-TO-DATE TECHNOLOGY	✓
HIGHLIGHTED ACTIONS, EXPENDITURES & TARGETS		
6.1 - Improve stakeholder use procedures	\$100,000	
6.2 - Continue to strengthen marketing	\$100,000	
6.3 - Explore cutting-edge salary structure	\$200,000	
6.4 - Improve hiring procedures & training	\$1,085,000	

* For additional LCAP resources (including full text, abbreviated, or electronic versions) use the QR code or go to www.gobainfo.com and search for your district.