


Local Control & Accountability Plan Summary

DISTRICT STORY

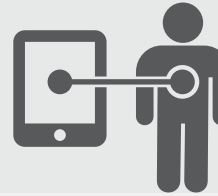


3,215 K-12 STUDENTS



1:1 Device Ratio

Improvements in technology areas to ensure access for every student.



District Priorities:

Safety, academic achievement, student & stakeholder engagement.

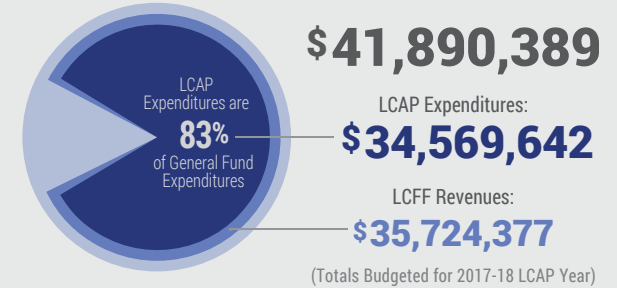


District Mission:

We are committed to preparing & empowering our students to be competitive, productive, & compassionate members of society.



BUDGET



Additional Expenditures Not Specified in the LCAP:

- Learning facilitators, administrators, & staff
- Maintenance & operations staff
- Legal fees, utilities, property insurance & activities

LCAP HIGHLIGHTS

↑ Increase Student Achievement



✓ Safe & Engaged Schools



✓ Professional Learning Culture



GOAL #1	Highlighted Actions & Expenditures	
	1.5 - Subgroup student learning supports	\$1,300,226
	1.7 - Highly qualified paraprofessionals to carry out "push-in" services	\$641,250
	1.8 - Guidance Instructional Specialists	\$593,750

GOAL #2	Highlighted Actions & Expenditures	
	2.1 - Retain current technology staffing to assist in technology implementation	\$85,050
	2.3 - Transportation to ensure attendance	\$1,483,719
	2.6 - Safe & healthy environment	\$451,500

GOAL #3	Highlighted Actions & Expenditures	
	3.5 - Support professional development & provide resources to encourage participation (resources & materials, committee engagement)	\$185,325



Local Control & Accountability Plan Summary

GREATEST PROGRESS

Increased English Learner Progress



Indicator: California School Dashboard



Status: Medium
Change: Increased



Increased Graduation Rate

Indicator: California School Dashboard



Status: Medium
Change: Increased

Planned Actions to Maintain Progress:

2.9 - Maintain staff & resources to support student involvement in extracurricular activities & CTE pathways

GREATEST NEEDS



Improve ELA assessment

Indicator: California School Dashboard



Status: Low
Change: Increased Significantly

Improve math assessment



Indicator: California School Dashboard



Status: Low
Change: Increased Significantly

Planned Actions to Address Needs:

- 1.1 - Standards aligned curriculum in the core content areas (update & replenish resources)
- 3.5 - Support PD & provide resources & materials to encourage participation

PERFORMANCE GAPS

Subgroup in Need:



Students with Disabilities

State Indicators:




Planned Actions to Address Performance Gaps:

2.6 - Provide a safe, healthy, & stable environment (behavioral programs, nurses, campus monitors, CHKS, "Safe Schools" initiative)

INCREASED OR IMPROVED SERVICES



Academic Coaches & GIS



Increase Technology

