


# Local Control & Accountability Plan Summary

2016-17  
Milpitas USD  
Page 1 of 2



## DISTRICT STORY



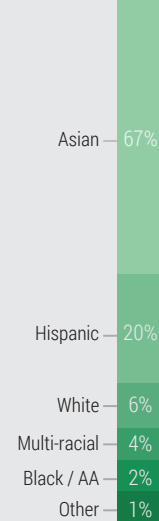
**10,291** TK-12 STUDENTS

**13** SCHOOLS


**7** DISTINGUISHED Schools

**1,300** EMPLOYEES

### STUDENT ETHNICITY



### SUBGROUPS



Support Teacher Development PLCs

Leader in Innovation & Technology



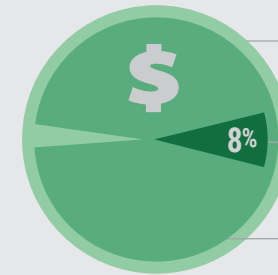
Increase Personalized Instruction

### District Mission

We have high student expectations, provide multiple pathways & learning opportunities, and create nurturing environments where students are inspired & empowered.



## BUDGET



General Fund Expenditures:  
**\$118,211,016**

LCAP Expenditures:  
**\$9,186,267**

LCFF Revenues:  
**\$114,494,218**

(Totals Budgeted for 2016-17 LCAP Year)

### Additional Expenditures Not Specified in the LCAP:

- 1 - Continue to provide funding for retiree certificated & classified benefit plans
- 2 - Maintenance, operations, & transportation
- 3 - Technology operations & services

## LCAP HIGHLIGHTS

### ↑ Increase Academic Achievement



GOAL #1

#### Highlighted Actions

- Staff and professional development
- New teacher induction program
- CCSS materials & supplies

### ✓ Climate & Social Emotional Needs

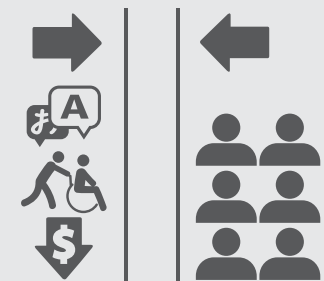


GOAL #2

#### Highlighted Actions

- Family engagement staff
- Family engagement events
- Student attendance and engagement

### ✓ Close Achievement Gap



GOAL #3

#### Highlighted Actions

- Increase EL/FY/SPED support
- Increase staffing (e.g. coaches & liaisons)
- 6 of 9 elementary added SEAL



# Local Control & Accountability Plan Summary

2016-17  
Milpitas USD  
Page 2 of 2



## GREATEST PROGRESS

**Increased academic performance ELA & Math**



Indicator: California School Dashboard



Status: High Change: Increased



**Increased English Learner Graduation Rate**

Indicator: California School Dashboard



Status: High Change: Increased

### Planned Actions to Maintain Progress:

- Continue State standards implementation professional development
- Continue SEAL implementation & coaching

## GREATEST NEEDS



**Decrease suspension rates for AA, Hispanic, & SWD**

Indicator: California School Dashboard



Status: High Change: Decreased

**Increase access to A-G**



Indicator: California School Dashboard



Status: Low Change: Increased



**Improve school climate**

Indicator: California School Dashboard



Status: Low Change: Increased

### Planned Actions to Address Needs:

- Intervention systems to address suspension issues & student engagement
- PBIS implementation & restorative practices

## PERFORMANCE GAPS

Subgroup in Need:

State Indicators:

Subgroup	1. Chronic Absenteeism	2. Suspension Rate	3. English Learner	4. Graduation Rate	5. College/Career Readiness	6. ELA Assessment	7. Math Assessment
Hispanic							
English Learners							
Low Income							
African American							
Asian							
Students with Disabilities							

### Planned Actions to Address Performance Gaps:


- Professional development for socio-emotional learning (SEL)
- Expand intervention for ELD, A-G pathway and AVID

## INCREASED OR IMPROVED SERVICES



**EL Teacher PD & vertical/horizontal articulation for standards alignment**

for English Learners



**Equity Advisor to provide direct student & family support**

for Low Income

