


Local Control & Accountability Plan Summary



DISTRICT STORY




2,560 9th-Adult STUDENTS



STUDENT ETHNICITY



SUBGROUPS



Community Involvement & Support

Small town pride & strong community support for all schools



Cultural Diversity

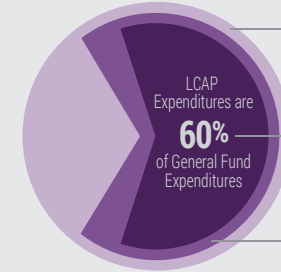
Diverse political & societal beliefs add to school quality

District Vision

Our district schools are publicly recognized for providing the highest quality education



BUDGET



General Fund Expenditures:
\$34,405,416

LCAP Expenditures:
\$20,784,370

LCFF Revenues:
\$24,277,190

(Totals Budgeted for 2017-18 LCAP Year)

Additional Expenditures Not Specified in the LCAP:

- Core educational program
 - Maintenance & administration salaries
 - One time expenditures
 - Utilities, legal fees, leases, property insurance, & retiree benefits
- \$13,277,190**

LCAP HIGHLIGHTS


Engage & Challenge Students



Safe & Healthy School Environment



Student, Staff, & Community School Pride



GOAL

#1

Highlighted Outcomes



STAFF PROFESSIONAL DEVELOPMENT



ON-GOING CURRICULUM DEVELOPMENT

GOAL

#2

Highlighted Outcomes



FUND MTSS & SCHOOL RESOURCE OFFICERS



DISTRICT-WIDE COMMUNICATION SYSTEMS

GOAL

#3

Highlighted Outcomes



LOW STAFFING RATIOS FOR COUNSELORS & LIBRARIANS



SUPPORT CTE PROGRAMMING



Local Control & Accountability Plan Summary



GREATEST PROGRESS		
	Increased ELA CAASPP scores	Local Indicator +9% Baseline: 61%
	Increased Math CAASPP scores	Local Indicator +9% Baseline: 34%
	Increased graduation rate	Indicator: California School Dashboard Status: High Change: Maintained
Planned Actions to Maintain Progress:		
<ul style="list-style-type: none"> - Teacher staff development for test management system (Illuminate) - Address grammar & writing conventions w/ purchase of NoRedInk.com 		

GREATEST NEEDS	
	Indicator: California School Dashboard Status: High Change: Maintained
Decrease suspension rate	
Planned Actions to Address Needs:	
<ul style="list-style-type: none"> - Increased school psychologist staffing & mental health support - Increase Intervention Specialist staffing & development of Multi-Tiered Systems of Support - Focus on culture, communication & cohesion efforts 	

PERFORMANCE GAPS	
Subgroup in Need: 	State Indicators: <ul style="list-style-type: none"> 1. Chronic Absenteeism 2. Suspension Rate 3. English Learner 4. Graduation Rate 5. College/Career Readiness 6. ELA Assessment 7. Math Assessment
Students with Disabilities*	
*Students With Disabilities is the only subgroup that has a performance gap of 2+ categories below the All Student category. However, Nevada JUHSD recognizes many subgroups fall into red, orange & yellow categories. Actions & Services are planned to address these needs.	
Planned Actions to Address Performance Gaps:	
<ul style="list-style-type: none"> - Many students with special needs are on a Certificate of Completion track and do not pursue a high school diploma. We will continue to support students in their progress toward their individualized goals. 	

INCREASED OR IMPROVED SERVICES		
	Mental health, RTI & MTSS staff development	
for		
	School Psychologist & Intervention Specialist(s)	
for		
	ELD class & Mental Health Intern	
for		