


Local Control & Accountability Plan Summary



DISTRICT STORY



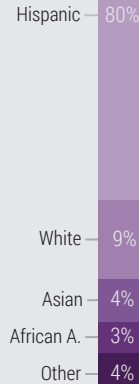
18,704 TK-12 STUDENTS

27
SCHOOLS

11
DISTINGUISHED
Schools

1,797
EMPLOYEES

STUDENT ETHNICITY



SUBGROUPS

71%
Low Income

18%
English Learners

<1%
Foster Youth

73%
High Need

Focus Areas

Research Based Best Practices, High Quality Teaching & Learning, & College & Career Readiness



District Vision:

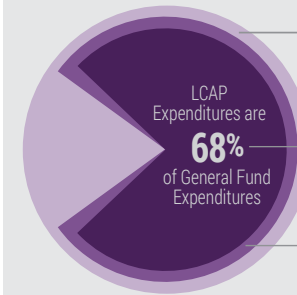
Developing students who are open & curious, skilled in critical thinking, working in teams, & using new & current technologies.

District Mission:

Where EVERY student is given EVERY opportunity to demonstrate EXCELLENCE!



BUDGET



General Fund Expenditures:

\$217,454,223

LCAP Expenditures:

\$147,863,008

LCFF Revenues:

\$173,573,632

(Totals Budgeted for 2017-18 LCAP Year)

Additional Expenditures Not Specified in the LCAP:

1 - Federal Categorical Funds (Title I, II, III, grants, & donations)

LCAP HIGHLIGHTS

GOAL #1



Engaging Climate & Culture

GOAL #2



College & Career Readiness

GOAL #3



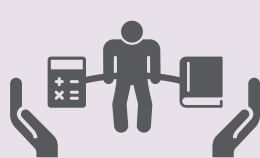
Exemplary Staff

GOAL #4



Parent & Community Engagement

GOAL #5



Rigorous Instruction & Support

GOAL #6



Operational Excellence



Local Control & Accountability Plan Summary



GREATEST PROGRESS		
<p>Increased Graduation Rate</p>	<p>Indicator: California School Dashboard</p> <p>Status: Very High Change: Increased</p>	
<p>Decrease Suspension Rate</p>	<p>Indicator: California School Dashboard</p> <p>Status: Medium Change: Declined</p>	
<p>Access to SAT, PSAT, AP exams</p>	<p>Indicator:</p> <p>Stakeholder Feedback</p>	
<p>Planned Actions to Maintain Progress:</p> <p>1.3B - High School Intervention Counselors to expand counseling services</p> <p>2.1A - Pay for all pupils' AP exam fees</p> <p>2.1C - Expand Elementary AVID & enhance Middle School AVID Excel</p>		

GREATEST NEEDS		
<p>Improve Math Assessment</p>	<p>Indicator: California School Dashboard</p> <p>Status: Low Change: Maintained</p>	
<p>Improve EL Progress</p>	<p>Indicator: California School Dashboard</p> <p>Status: Low Change: Increased</p>	
<p>Improve SWD Progress</p>	<p>Indicator:</p> <p>Local Metric</p>	
<p>Planned Actions to Address Needs:</p> <p>2.3B - Implement additional Academic Language Development & provide training</p> <p>3.10 - Fully credentialed & appropriately assigned teachers</p> <p>5.1D - Implement targeted interventions to improve CAASPP scores</p>		

PERFORMANCE GAPS	
<p>Subgroup in Need:</p>	<p>State Indicators:</p>
American Indian	
White	
Students with Disabilities	
African American	
<p>Planned Actions to Address Performance Gaps:</p> <p>3.2A - PLC & leadership training, support, & resources to all schools</p> <p>5.1B - Improving the behavioral & mental health services with MTSS framework</p> <p>2.4C - Enhanced career & tech education & college & career education through CTE & interventions</p>	

INCREASED OR IMPROVED SERVICES		
<p>High Quality Teaching & Learning</p> <p>for </p>	<p>Multi-Tiered System of Supports</p> <p>for </p>	<p>Digital Tools for 2020 Learning</p> <p>for </p>