


# Local Control Accountability Plan Summary

2017-18  
Ontario-Montclair SD  
Page 1 of 2



## DISTRICT STORY



**22,320** TK-8 STUDENTS



**32** SCHOOLS

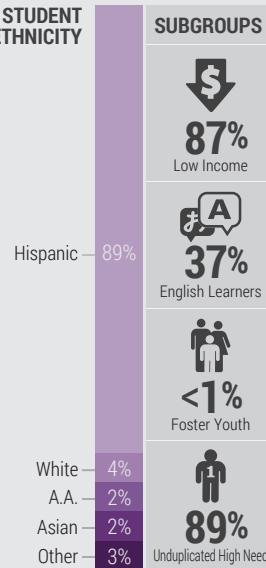


**24** DISTINGUISHED Schools




**2,662** EMPLOYEES

### STUDENT ETHNICITY



### SUBGROUPS



### Award-winning Programs

IB, GATE, AVID, PBIS, STEM, Art Magnet Schools, & Dual Language Academy



### College Supports & Services

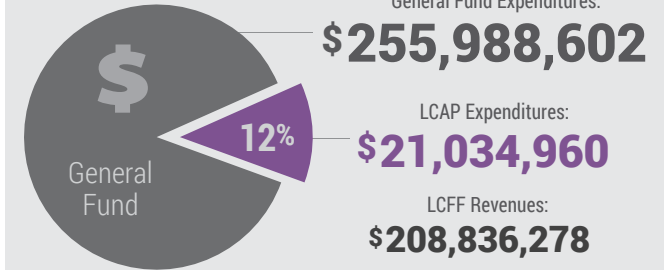
College support & awareness through the OMSD Promise Scholars foundation.

### District Mission

A world-class education in safe, respectful, & welcoming environments that empowers students, & cultivates college, career, & community partnerships.



## BUDGET



### Additional Expenditures Not Specified in the LCAP:

- Employee Salaries
- Facility maintenance & repair
- Employee Benefits
- Utility expenses

## LCAP HIGHLIGHTS

### GOAL #1



### High Quality Learning Environment

#### Highlighted Outcomes

MAINTAIN APPROPRIATELY CREDENTIALLED TEACHERS



ENSURE EL TEACHING AUTHORIZATIONS

### GOAL #2



### Increase Academic Achievement

#### Highlighted Outcomes

INCREASE ELA & MATH STUDENT ACHIEVEMENT



INCREASE EL PROFICIENCY & ACADEMIC ACHIEVEMENT

### GOAL #3



### Increase Student Engagement

#### Highlighted Outcomes

DECREASE SUSPENSION RATE



INCREASE ATTENDANCE RATE

### GOAL #4



### Support Parent Engagement

#### Highlighted Outcomes

PARENT INVOLVEMENT ACCESS



PARENT RESOURCE ACCESS



# Local Control Accountability Plan Summary



## GREATEST PROGRESS

**Increased ELA achievement progress**



Indicator: California School Dashboard



Status: Low  
Change: Increased



**Increased math achievement progress**

Indicator: California School Dashboard



Status: Low  
Change: Increased

**Meaningful parent engagement**



Indicator:



Local Measure

### Planned Actions to Maintain Progress:

- Resources & PD to support early literacy & students "reading by third grade" initiative
- Support instructional coaches in teacher coaching & PD in ELA, math & student engagement
- Provide parent classes at the Parent Educational Center, District facilities & at school sites

## GREATEST NEEDS



**Improve suspension rate**

Indicator: California School Dashboard



Status: Medium  
Change: Maintained

**Improve EL progress**



Indicator:



Spring 2017  
Fall 2017

California School Dashboard

\*Due to high reclassification rate, fewer English proficient students are tested.

### Planned Actions to Address Needs:

- PBIS, restorative practices, trauma informed care, mentor services, bullying prevention, culturally responsive discipline training, case management, & mental health supports
- Designated & integrated ELD, placement criteria, LTEL direct services, targeted summer school programs, supplemental academic intervention program

## PERFORMANCE GAPS

Subgroup in Need:



Dashboard Indicators:

- 1. Chronic Absenteeism
- 2. Suspension Rate
- 3. English Learner
- 4. ELA Assessment
- 5. Math Assessment

Hispanic					
English Learners					
Low Income					
African American					
Asian					
SWD					
Foster Youth					

**No Performance Gaps Exist**

### Continue Improving Student Outcomes:

The CA Dashboard has not identified OMSD as needing differentiated assistance from the county. However, OMSD recognizes that continued efforts are needed to support student growth in all subgroups.

## INCREASED OR IMPROVED SERVICES



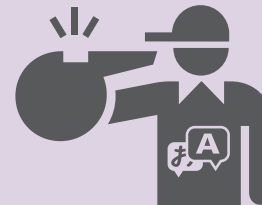
**District-wide MTSS**

for EL LI FY



**EL PD for teachers, administrators, & coaches**

for English Learners



**Mentor services**

for LI FY

