


Local Control and Accountability Plan

Palm Springs USD
2017-18 Highlights



DISTRICT STORY

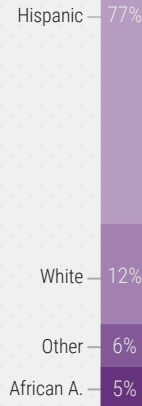


23,087 PK-12 STUDENTS


2,438 EMPLOYEES

28 STUDENTS PER TEACHER

STUDENT ETHNICITY



SUBGROUPS




26 SCHOOLS

High School:	5	Preschool:	15
Junior High:	5	Charter:	1
Elementary:	15	Virtual:	1



6 DISTINGUISHED Schools

BUDGET



General Fund Expenditures:
\$281,659,316

General Fund expenditures are broken down into the following categories:

Salaries: 58%
Benefits: 26%
Services: 12%
Books: 5%

LCAP Expenditures:
\$43,423,685

Specified LCAP expenditures make up **15%** of General Fund expenditures.

GOAL #1

#1

INVESTING
\$32,204,335



Increase Academic Achievement

HIGHLIGHTED OUTCOMES & METRICS

	INCREASE ELA & MATH ACADEMIC INDICATOR	+7-20 pts ELA +5-15 pts Math
	INCREASE EL PROGRESS INDICATOR	+1.5-10%
	INCREASE EL RECLASSIFICATION RATE	↑ 11.6%
	MAINTAIN OR INCREASE GRADUATION RATES	=/↑
	INCREASE 3RD GRADE SBAC SCORES	+4-6%

HIGHLIGHTED ACTIONS, EXPENDITURES & TARGETS

1.1 - Develop, train & support appropriate Professional Learning Opportunities	\$2,644,000	
1.2 - State standards implementation PD	\$9,042,744	
1.3 - Technology implementation for standards instruction	\$2,033,000	
1.4 - Site allocations (SPSAs outline funds)	\$4,991,247	
1.5 - Grade span staffing adjustment	\$6,727,004	
1.6 - Academic intervention materials & support	\$1,656,340	
1.7 - Extended academic intervention	\$635,000	
1.8 - Linked Learning CTE	\$2,046,000	
1.9 - Additional support to improve ELD standards implementation	\$1,250,000	
1.10 - Arts education & enrichment	\$1,004,000	
1.11 - A-G progress monitoring support	\$100,000	
1.12 - AP enrollment support	\$75,000	

GOAL #2

#2

INVESTING
\$2,412,000




Increase Parent & Community Partnerships

GOAL #3

#3

INVESTING
\$4,665,000



Maintain Healthy & Safe Learning Environment

GOAL #4

#4

INVESTING
\$4,142,350



Ensure Highly Qualified Staff

HIGHLIGHTED OUTCOMES & METRICS

	INCREASE PARENT ENGAGEMENT	↑ 17 Workshops ↑ 15 Courses ↑ 200 Conferences
	DECREASE DROPOUT RATE	-1-3%
	IMPROVE STUDENT ATTENDANCE RATES	=95% +1-2%

HIGHLIGHTED OUTCOMES & METRICS

	DECREASE SUSPENSION RATE	-0.3-2%
	MAINTAIN OR DECREASE EXPULSION RATE	=/↓ 0.5%
	MEASURE SCHOOL CONNECTEDNESS & SAFETY	

HIGHLIGHTED OUTCOMES & METRICS

	MAINTAIN LOW TEACHER MISASSIGNMENTS	= <1%
	INCREASE 3-YEAR TEACHER RETENTION RATE	+2%
	PD FROM CONSULTING TEACHERS	=/↑ 215

HIGHLIGHTED ACTIONS, EXPENDITURES & TARGETS

2.1 - Increase family resources (Parent Coordinator, Bilingual Office Techs)	\$644,000	
2.2 - Increase student connectivity to improve attendance & dropout rates	\$1,188,000	
2.3 - Increased transportation (schedule, middle school busing)	\$580,000	

HIGHLIGHTED ACTIONS, EXPENDITURES & TARGETS

3.1 - Counseling & student support services (+MS, Elementary, & HS counselors)	\$1,986,000	
3.2 - Implement MTSS & PBIS	\$345,000	
3.3 - District-wide safety & preparedness	\$1,125,000	
3.4 - Support students' social awareness & interpersonal skill development	\$1,188,000	

HIGHLIGHTED ACTIONS, EXPENDITURES & TARGETS

4.1 - Recruit & retain highly qualified staff (induction support, STEP, PAR, 2 FTE Human Resources clerical staff, new hire recruitment)	\$1,488,350	
4.2 - Additional staff for enhanced learning opportunities	\$2,654,000	

Palm Springs Unified School District, 980 East Tahquitz Canyon Way, Palm Springs, CA 92262; (760) 416-6000; www.pseud.us; CDS#: 33671730000000.



©2017 solutions@goboinfo.com, (888) 938-7779

For additional LCAP resources click or scan the QR code or go to www.goboinfo.com and search for your district.

