


# Local Control and Accountability Plan

Santa Maria-Bonita SD  
2017-18 Highlights



## DISTRICT STORY



**16,878** TK-12 STUDENTS

**20** SCHOOLS

**2,020** EMPLOYEES

### SUBGROUPS



**84%**

Low Income



**62%**

English Learners



**<1%**

Foster Youth



**92%**

Unduplicated High Need

## A Culture of Collaboration

Leading that supports student learning



## Leader in Innovation & Technology

Classrooms transformed into 21st Century Environments



## District Mission:

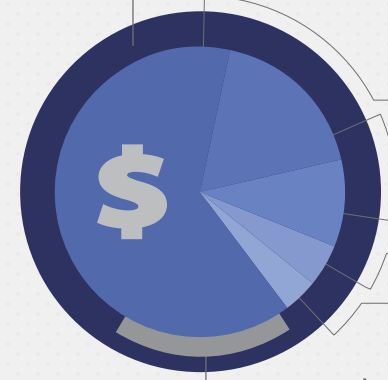
We are here to prepare children to be successful citizens



## BUDGET

General Fund Expenditures:  
**\$204,180,474**

General Fund expenditures are broken down into the following categories:




LCAP Expenditures:  
**\$39,389,979**

Specified LCAP expenditures make up **19%** of General Fund expenditures.

## GOAL #1

**#1**

INVESTING  
**\$12,791,908**



## Support Student Learning

### HIGHLIGHTED OUTCOMES & METRICS



INCREASE ELA DASHBOARD PERFORMANCE



CA School Dashboard All Student Performance



IMPROVE SBAC ELA PERFORMANCE

**↓ 39%** Not Met Scores  
**↓ 61%** Nearly Met Scores



INCREASE MATH DASHBOARD PERFORMANCE



CA School Dashboard All Student Performance



IMPROVE SBAC MATH PERFORMANCE

**↓ 43%** Not Met Scores  
**↓ 56%** Nearly Met Scores



IMPROVE TK-2 DISTRICT ASSESSMENT PERFORMANCE



### HIGHLIGHTED ACTIONS, EXPENDITURES & TARGETS

1.1 - CCSS aligned instructional & supplemental materials	\$96,861	Low Income
1.2 - Teacher, paraeducator, & administrator professional learning	\$499,800	English Learners
1.3 - Add 8 Physical Education Specialists	\$1,419,985	Foster Youth
1.4 - Rtl & Instruction at every elementary site	\$1,783,635	
1.5 - Continue to expand student technology access & use	\$780,845	
1.6 - Rtl teacher tutor support	\$896,865	
1.7 - Increase Library Media Clerk positions	\$604,378	
1.8 - Support Preschool program	\$203,600	
1.9 - 16 Curriculum Substitutes for professional development coverage	\$549,938	
1.10 - Lead Learners continue to help implement state standards	\$430,503	

## GOAL #2

**#2**

INVESTING  
**\$8,096,948**



## Support English Learner Academic Proficiency

### HIGHLIGHTED OUTCOMES & METRICS



IMPROVE ENGLISH LEARNER PROGRESS



CA School Dashboard All Student Performance



INCREASE EL REDESIGNATION RATE

**↑ 20%**



INCREASE AMAO 1 & 2 PROGRESS

**↑ 63.5%** AMAO 1  
**↑ 26.7%** AMAO 2 <5 years  
**↑ 54.7%** AMAO 2 <5 years

### HIGHLIGHTED ACTIONS, EXPENDITURES & TARGETS

2.1 - ELD instructional material purchases	\$323,200	EL
2.2 - Ongoing ELD standards implementation PD	\$50,000	LI
2.3 - Maintain bilingual instructional assistants & add primary grade aides	\$3,539,770	FY
2.4 - 1 intervention teacher or ELD coach per elementary site	\$2,037,366	

## GOAL #3

**#3**

INVESTING  
**\$5,640,289**



## Safe, Healthy, & Positive Learning Environment

### HIGHLIGHTED OUTCOMES & METRICS



IMPROVE SUSPENSION RATE



CA School Dashboard All Student Performance



DECREASE OR MAINTAIN LOW EXPULSION RATES

**=/↓> 0.5%**



INCREASE 5TH GRADE CHKS RESPONSES

**↑ 90%**

### HIGHLIGHTED ACTIONS, EXPENDITURES & TARGETS

3.1 - School safety & student support services	\$1,812,350	EL
3.2 - Continue to increase Santa Maria Valley Youth Outreach Consultant services	\$1,021,643	LI
3.3 - MFT counseling hours (250 hours per Junior High)	\$65,000	FY
3.4 - UCSB academic outreach counselors	\$103,000	

## GOAL #4

**#4**

INVESTING  
**\$2,088,893**



## Positive & Respectful Stakeholder Culture


### HIGHLIGHTED OUTCOMES & METRICS



CALIFORNIA FAMILY FRAMEWORK RUBRIC



Set baseline



ANALYZE PARENT & COMMUNITY ENGAGEMENT



Set baseline

### HIGHLIGHTED ACTIONS, EXPENDITURES & TARGETS

4.1 - Increase bilingual community liaisons	\$647,220	EL
4.2 - Maintain 1 family advocate & hire 4 additional advocates	\$245,175	LI
4.3 - Translation/interpreter services	see action 2.10	FY
4.4 - Increase & strengthen family engagement programs	\$109,428	

Santa Maria-Bonita School District, 708 South Miller St., Santa Maria, CA 93454, Phone: (805) 928-1783, Website: www.smbd.org, CDS#: 4269120000000.



©2017 solutions@goboinfo.com, (888) 938-7779

\* For additional LCAP resources click or scan the QR code or go to [www.goboinfo.com](http://www.goboinfo.com) and search for your district.

