

Local Control & Accountability Plan Summary


2017-18

Santa Maria-Bonita School District

Page 1 of 2



DISTRICT STORY



16,878 TK-8 STUDENTS

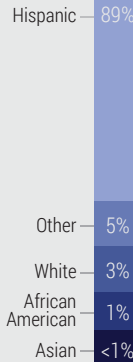


20 SCHOOLS



2,020 EMPLOYEES

STUDENT ETHNICITY



SUBGROUPS



A Culture of Collaboration

Leading that supports student learning



Leader in Innovation & Technology

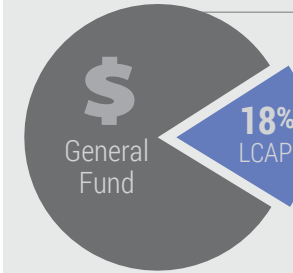
Classrooms transformed into 21st Century Environments

District Mission:

We are here to prepare children to be successful citizens



BUDGET



General Fund Expenditures:
\$204,180,474

LCAP Expenditures:
\$39,389,979

LCFF Revenues:
\$157,003,589

(Totals Budgeted for 2017-18 LCAP Year)

Additional Expenditures Not Specified in the LCAP:

• Investments in Instructional Materials & Supplies	\$6,426,000
• Facility Maintenance & Utilities	\$11,000,000
• Communications & Technology	\$2,250,000
• Commitments to Employee Pensions	\$14,200,000

LCAP HIGHLIGHTS

GOAL #1



Support Student Learning

Highlighted Outcomes

- HIGHLY QUALIFIED STAFF
- EFFECTIVE SUPPORT SYSTEMS, PROCEDURES, & PROCESSES
- INCREASE EXTENDED LEARNING OPPORTUNITIES & FINE ARTS
- CCSS ALIGNED MATERIALS, PRACTICES & PD

GOAL #2



Support English Learner Academic Proficiency

Highlighted Outcomes

- PD & COLLABORATION TO ENHANCE ELD INSTRUCTION
- INCREASE CLASSROOM SUPPORT SERVICES FOR ELs
- PROVIDE DIRECT & SPECIFIC INTERVENTIONS

GOAL #3



Safe, Healthy, & Positive Learning Environment

Highlighted Outcomes

- INCREASE ATTENDANCE RATE
- MAINTAIN SAFE & SECURE SCHOOLS
- INCREASE COORDINATION OF STUDENT SUPPORT SERVICES

GOAL #4



Positive & Respectful Stakeholder Culture

Highlighted Outcomes

- INCREASE FAMILY ENGAGEMENT & PARENT EDUCATION
- INCREASE COMMUNICATIONS & COLLABORATION AMONG ALL STAKEHOLDERS



Local Control & Accountability Plan Summary

2017-18

Santa Maria-Bonita School District

Page 2 of 2



GREATEST PROGRESS

<p>Increased academic performance in ELA & Math</p>	<p>Status: Low</p> <p>Change: Increased</p>
<p>Increased technology access</p>	<p>Indicator:</p> <p>Stakeholder Feedback</p>

- Planned Actions to Maintain Progress:**
- Site specific allocation to support & increase student achievement
 - Additional certificated & classified staff
 - Targeted PD, collaboration, & learning for all staff

GREATEST NEEDS

<p>Increase English Learner rates</p>	<p>Status: Very Low</p> <p>Change: Decreased</p>
<p>Decrease Suspension Rate</p>	<p>Status: Low</p> <p>Change: Maintained</p>
<p>Improve Parent Engagement</p>	<p>Local Indicator</p> <p>Not Met</p>

- Planned Actions to Address Needs:**
- Increase Response to Intervention for our English Learner Development Students
 - Increase Extended Day Opportunities & all Student Support Services
 - Increase Family Engagement & Parent Education

PERFORMANCE GAPS

Subgroup in Need:	State Indicators:
<p>Students with Disabilities*</p>	

*Students With Disabilities is the only subgroup that has a performance gap of 2+ categories below the All Student category. However, Santa Maria-Bonita SD recognizes many subgroups fall into red, orange & yellow categories. Actions & Services are planned to address these needs.

- Planned Actions to Address Performance Gaps:**
- Increase Response to Intervention
 - Increase Support Services & Procedures

INCREASED OR IMPROVED SERVICES

Increase Collaboration & Coordination of Services

Safe & Healthy Environment

CCSS Proficiency for College & Career Readiness