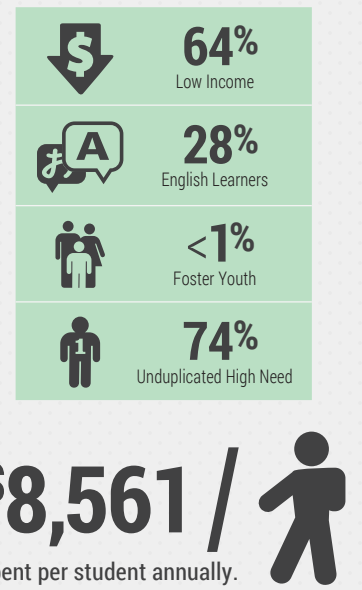

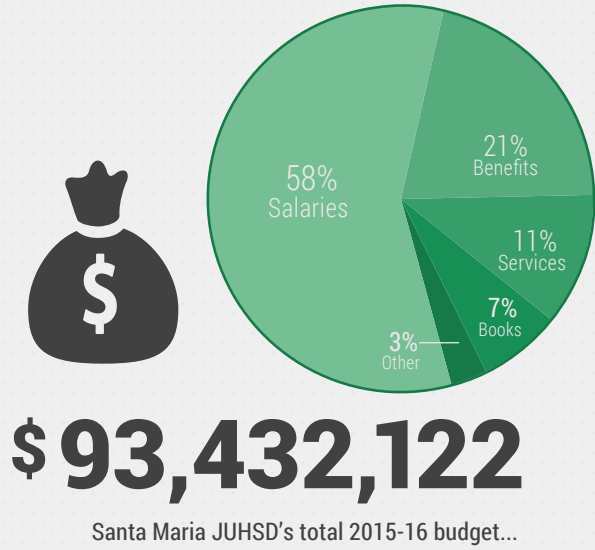


Local Control and Accountability Plan

Santa Maria JUHSD
2016-17 Highlights



District Overview



GOAL #1
INVESTING \$458,500

CCSS proficiency for college & career readiness

HIGHLIGHTED OUTCOMES & METRICS

TEXTBOOK & MATERIALS COMPLIANCE	0 Findings
APPROPRIATELY ASSIGNED & CREDENTIALLED TEACHERS	0 Findings

HIGHLIGHTED ACTIONS, EXPENDITURES & TARGETS

1.1 - Common Core professional development	\$300,000	All Students
1.2 - PD for special education instructional aides	\$2,500	All Students
1.3 - Training to support Professional Learning Communities	\$95,000	All Students

GOAL #2
INVESTING \$536,830

Positive & respectful stakeholder culture

HIGHLIGHTED OUTCOMES & METRICS

INCREASE PARENT PARTICIPATION IN TRANSLATION SERVICES	
REPORT PARENT COMPLETION OF PIQE & PIDA PROGRAMS	

HIGHLIGHTED ACTIONS, EXPENDITURES & TARGETS

2.1 - Plan for newcomer academy & welcome center implementation	\$41,000	English Learners
2.2 - Improve District translation services	\$162,830	All Students
2.3 - Fund parent engagement programs	\$200,000	All Students

GOAL #3
INVESTING \$369,303

Strengthen CTE programs & services

HIGHLIGHTED OUTCOMES & METRICS

INCREASED CAPSTONE COURSE ENROLLMENT	+6%
--------------------------------------	-----

HIGHLIGHTED ACTIONS, EXPENDITURES & TARGETS

3.1 - Extend CTE outlined programs of study to all 9 pathways	N/C	All Students
3.2 - Continue to develop CTE Facility Plan	N/C	All Students
3.3 - Purchase instructional supplies & equipment	\$70,000	All Students

GOAL #4
INVESTING \$5,416,547

Support student achievement

HIGHLIGHTED OUTCOMES & METRICS

IMPROVE COUNSELING RATIO	↑ 1:350
INCREASE A-G COMPLETION RATE	+5%

HIGHLIGHTED ACTIONS, EXPENDITURES & TARGETS

4.1 - Increase counseling services District-wide	\$2,314,170	All Students
4.2 - Increase budget & support for AVID students at comprehensive sites	\$624,891	All Students
4.3 - Self-Contained Opportunity programs	\$421,157	All Students

GOAL #5
INVESTING \$1,839,985

Expand technology use

HIGHLIGHTED OUTCOMES & METRICS

INCREASE STUDENT INTERNET ACCOUNT USE	↑ 90%
INCREASE STUDENT MICROSOFT 365 USE	↑ 90%

HIGHLIGHTED ACTIONS, EXPENDITURES & TARGETS

5.1 - Tablet repair program	\$45,000	All Students
5.2 - Student & staff tablet use training	\$50,000	All Students
5.3 - Instructional technology Teacher on Special Assignment	\$382,792	All Students

GOAL #6
INVESTING \$1,603,128

Safe & healthy environment

HIGHLIGHTED OUTCOMES & METRICS

DECREASE EXPULSION RATE	↓ 0.1%
DECREASE SUSPENSION RATE	↓ 5%

HIGHLIGHTED ACTIONS, EXPENDITURES & TARGETS

6.1 - Create Restorative Justice Program planning group	\$10,000	All Students
6.2 - Fund Substitute Pool Program	\$96,386	All Students
6.3 - Add security at each comprehensive site	\$98,608	All Students

GOAL #7
INVESTING \$3,530,056

Support English Learner proficiency

HIGHLIGHTED OUTCOMES & METRICS

INCREASE EL RECLASSIFICATION RATE	↑ 16%
INCREASE EL SBAC SCORES	+5%

HIGHLIGHTED ACTIONS, EXPENDITURES & TARGETS

7.1 - Support ELA/ELD pathway	\$2,867,458	English Learners
7.2 - Bilingual instructional support for EL Newcomer students	\$335,859	English Learners
7.3 - Intervention & advancement for ELD students	\$129,999	English Learners

GOAL #8
INVESTING \$200,000

Support Foster Youth achievement

HIGHLIGHTED OUTCOMES & METRICS

SET SBAC PERFORMANCE BASELINE	Set Baseline
INCREASE FY A-G COMPLETION RATE	+5%

HIGHLIGHTED ACTIONS, EXPENDITURES & TARGETS

8.1 - FBSMV Program Specialists provide Foster Youth liaison services	\$175,000	Foster Youth
8.2 - FY staff training & support programs	\$25,000	Foster Youth
8.3 - After school tutoring	N/C	Foster Youth

SANTA MARIA JOINT UNION HIGH SCHOOL DISTRICT

For additional LCAP resources (including full text, abbreviated, or electronic versions) use the QR code or go to www.goboinfo.com and search for your district.

