


# Local Control & Accountability Plan Summary

2017-18  
Sonoma COE

## DISTRICT STORY



**525** 7-12th STUDENTS

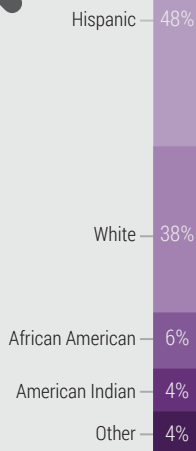


**2** SCHOOLS



**33** EMPLOYEES


### STUDENT ETHNICITY



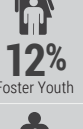
### PUPIL GROUPS



**19%**  
Low Income



**20%**  
English Learners



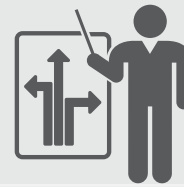
**12%**  
Foster Youth



**50%**  
High Need

### Alternative Learning

Court & community schools offer an educational setting beyond the traditional classroom for students experiencing expulsion, truancy, incarceration, & probation



### Community School Focus

Re-establish the educational direction of students & to transition to a learning environment that meets their needs

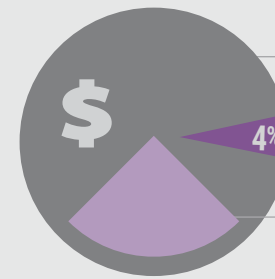


### Department Motto

Building Relationships, Relevance & Rigor in Alternative Education Classrooms



## BUDGET



General Fund Expenditures:  
**\$71,539,026**  
LCAP Expenditures:  
**\$2,955,013**  
LCFF Revenues:  
**\$17,375,660**  
(Totals Budgeted for 2017-18 LCAP Year)

### Additional Expenditures Not Specified in the LCAP:

1 - Title I Non-Public School Contracts	\$85,730
2 - Title I D Retained	\$16,257
3 - Routine Restricted Maintenance	\$162,133
4 - Utilities	\$25,759
5 - Leases	\$25,051
6 - Indirects/Direct	\$346,613
7 - Information technology	\$50,000
8 - Foster Youth Services Retained	\$358,578
9 - Tobacco Use Prevention Education	\$13,651
10 - Other services & supplies	\$33,578

## LCAP HIGHLIGHTS

### GOAL #1



**CCSS**  
Grade-level  
Achievement

### GOAL #2




**Engaged & Connected**  
Students

### GOAL #3



**Safe & Secure**  
School  
Environment

### GOAL #4



**Focused & aligned**  
ELD  
instruction

### GOAL #5



**Encourage Parent**  
Involvement

### GOAL #6



**Planning & Opportunities**  
for  
Expelled Youth

### GOAL #7



**Ensure Quality**  
Services for FY

## GREATEST PROGRESS

**Increased Student**  
Connectedness



Indicator: California  
Healthy Kids Survey



25% Increase



**Improved Chronic**  
Absenteeism

Indicator: Local



8% Decrease

### Planned Actions to Maintain Progress:

- 2.4 - Attendance & behavior incentives for Community School
- 2.6 - Mental health counseling services (increased hours)
- 2.7 - Contract Restorative Resources for dialogues & conferences (explore restorative classroom practice)

## GREATEST NEEDS



**Improve ELA**  
Assessment

Indicator: Local



20% Met Proficiency

**Improve Math**  
Assessment



Indicator: Local



10% Met Proficiency



**Improve Student Credit**  
Acquisition

Indicator:



Local Metric

### Planned Actions to Address Needs:

- 1.2 - Instructional coach to support teachers
- 1.3 - English & Math intervention teachers, instructional materials & tutoring
- 2.2 - Career Education Coordinator position & enrichment activities

## PERFORMANCE GAPS

Subgroup in Need:

State Indicators:

1. Chronic Absenteeism  
2. Suspension Rate  
3. English Learner  
4. Graduation Rate  
5. College/Career Readiness  
6. ELA Assessment  
7. Math Assessment

Hispanic	+	+	+	+	+	+
English Learners	+	+	+	+	+	+
Low Income	+	+	+	+	+	+
African American	+	+	+	+	+	+
Homeless	+	+	+	+	+	+
Asian	+	+	+	+	+	+
SWD	+	+	+	+	+	+
Foster Youth	+	+	+	+	+	+

**No Performance Gaps Exist**

### Planned Actions to Address Performance Gaps:

California School Dashboard information is not applicable at this time.

## INCREASED OR IMPROVED SERVICES

**Academic Tutoring**  
for



**Mental Health & Academic Counseling**  
for



**Intensive Instruction**  
for

