




DISTRICT STORY

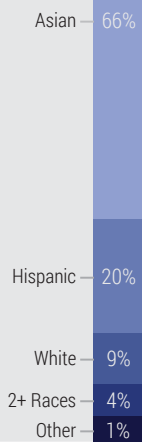


5,869 TK-12 STUDENTS

8 SCHOOLS

482 EMPLOYEES

STUDENT ETHNICITY



SUBGROUPS



Diversity

We respect our student differences & foster cross-cultural understanding



Vision

Working collaboratively to empower students toward their educational goals, creating the model citizens of tomorrow – today

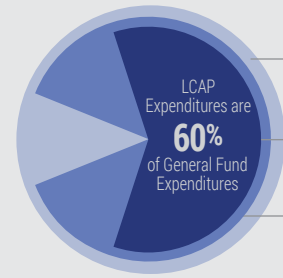


District Mission:

Provide a rigorous comprehensive education in a nurturing environment that embraces the diversity of all students



BUDGET



General Fund Expenditures: **\$57,325,740**
 LCAP Expenditures: **\$34,579,173**
 LCFF Revenues: **\$49,947,445**
 (Totals Budgeted for 2017-18 LCAP Year)

Additional Expenditures Not Specified in the LCAP:


1 - Certificated Salaries	\$6,898,541
2 - Classified Salaries	\$5,208,194
3 - Employee Benefits	\$4,213,055
4 - Books and Supplies	\$1,240,225
5 - Services/Other Operations	\$5,581,155
6 - Indirect Cost/Other	\$213,716
7 - Capital Outlay	\$7,300

LCAP HIGHLIGHTS

Positive Conditions of Learning



Student Achievement



Engage & Empower Stakeholders



GOAL #1	Highlighted Outcomes & Metrics
	APPROPRIATELY ASSIGNED & CREDENTIALLED TEACHERS $\uparrow 100\%$
	CCSS ALIGNED MATERIALS $\uparrow 100\%$

GOAL #2	Highlighted Outcomes & Metrics
	INCREASE ELA & MATH CAASPP SCORES $+10^{ELA}$ $+15^{Math}$
	INCREASE EL PROGRESS $+1.5\%$

GOAL #3	Highlighted Outcomes & Metrics
	INCREASE PARENT INPUT ON DECISIONS $+5\%$
	INCREASE WEBSITE ACTIVITY \uparrow

GREATEST PROGRESS

Increased Graduation Rate



Indicator: California School Dashboard



Status: Very High Change: Increased



Increased EL Progress

Indicator: California School Dashboard



Status: High Change: Increased

Increased STEAM Courses & CTE Pathways



Indicator:



Local Metric

Planned Actions to Maintain Progress:

- 1.5 - Teachers & staff summer institutes, trainings & workshops participation
- 1.8 - Continue student technology support
- 3.6 - Utilize multi-tiered intervention strategies
- 3.7 - Personnel provide emotional, social, & academic support to students
- 2.2 - Computer adaptive program, iReady, to support ELA & Math instruction & learning

PERFORMANCE GAPS

Subgroup in Need:



State Indicators:

- 1. Chronic Absenteeism
- 2. Suspension Rate
- 3. English Learner
- 4. Graduation Rate
- 5. College/Career Readiness
- 6. ELA Assessment
- 7. Math Assessment

Students with Disabilities



African American



2+ Races




Planned Actions to Address Performance Gaps:

- High School counseling department & Special Education to monitor student progress
- Provide timely support to increase indicator progress

INCREASED OR IMPROVED SERVICES

STEAM Program for



Parent Involvement Opportunities for

