


Local Control & Accountability Plan Summary

2017-18
Ukiah USD
Page 1 of 2



DISTRICT STORY



5,947 K-12 STUDENTS



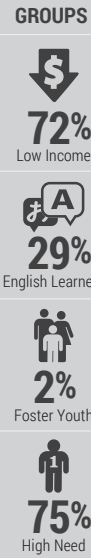
11 SCHOOLS



4 DISTINGUISHED Schools



665 EMPLOYEES



STEM Program

Engaging students in Science, Technology, Engineering, & Math



District Vision

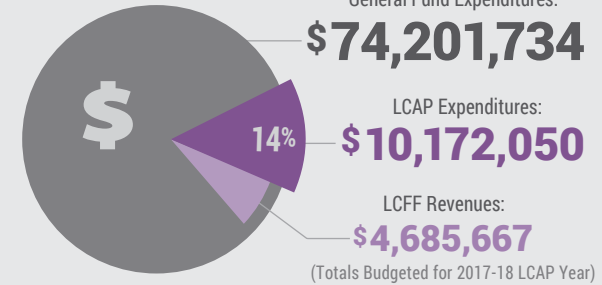
To celebrate & cultivate all student's unique skills & talents

District Mission

Challenge & inspire our students to value different perspectives & become successful, contributing citizens in an increasingly interdependent world



BUDGET



Additional Expenditures Not Specified in the LCAP:

- 1 - Certificated & classified salaries & benefits
- 2 - Materials & supplies
- 3 - Consulting services
- 4 - Other district operating costs

LCAP HIGHLIGHTS

✓ College & Career Readiness




GOAL #1

Highlighted Actions & Expenditures

1.1 - Continue to support Common Core implementation	\$71,000
1.5 - Fund 10 FTE reading support teachers	\$992,000
1.24-29 - Provide music & art programs	\$587,000

✓ Positive Learning Environment



GOAL #2

Highlighted Outcomes & Metrics

2.1 - Implement Positive Behavior Intervention Support & Restorative Practices	\$80,000
2.3 - Maintain a School Resource Officer	\$90,000
2.11 - Provide additional counseling services	\$1,156,000

✓ Parent & Community Engagement



GOAL #3

Highlighted Outcomes & Metrics

3.1 - Comprehensive parent education program across district	\$65,000
3.2 - Maintain 10 bilingual parent liaisons	\$525,000
3.6 - Increase parent communication	\$40,000



Local Control & Accountability Plan Summary



GREATEST PROGRESS

<p>Increased Graduation Rate</p>	<p>Indicator: California School Dashboard</p> <p>Status: High Change: Increased</p>
<p>Improved EL Progress</p>	<p>Indicator: California School Dashboard</p> <p>Status: Medium Change: Increased</p>

- Planned Actions to Maintain Progress:**
- 1.7 - Provide Summer School program for students needing intervention
 - 1.42 - After school tutoring at high school
 - 1.46 - Maintain Career Technical Educational pathways

GREATEST NEEDS

<p>Decreased Suspension Rate</p>	<p>Indicator: California School Dashboard</p> <p>Status: Very High Change: Increased</p>
<p>Improved ELA Assessment Scores</p>	<p>Indicator: California School Dashboard</p> <p>Status: Low Change: Declined</p>
<p>Improved Math Assessment Scores</p>	<p>Indicator: California School Dashboard</p> <p>Status: Low Change: Maintained</p>

- Planned Actions to Address Needs:**
- 1.1 - Implement new math curriculum
 - 1.5 - Continue to fund reading support teachers
 - 2.9 - Social & emotional counseling support

PERFORMANCE GAPS

Subgroup in Need:	State Indicators:
<p>Students with Disabilities</p>	
<p>English Learners</p>	

- Planned Actions to Address Performance Gaps:**
- 1.14 - Provide additional support, technology, & instructional materials
 - 1.34 - Continue student success coordinators

INCREASED OR IMPROVED SERVICES

Social, Emotional & Academic Counseling

for EL LI FY

Response to Intervention

for EL LI FY

Family Community Liaisons

for EL LI FY