



# Local Control and Accountability Plan

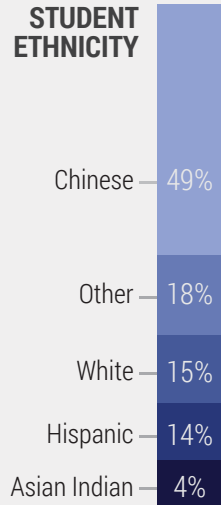
## District Overview (2014-15)



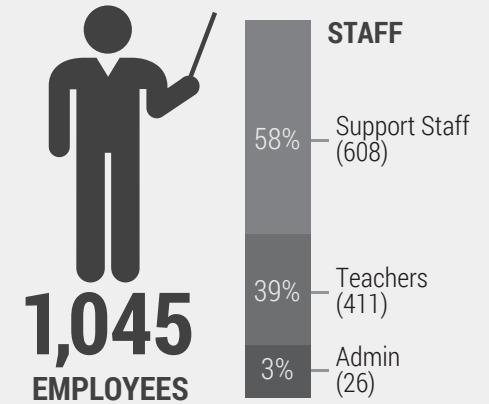
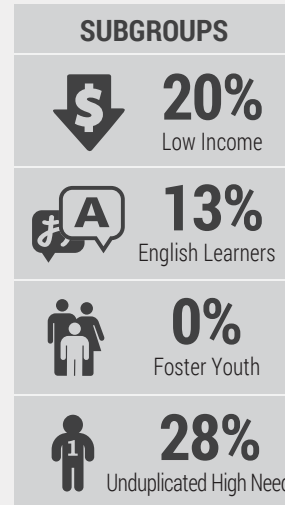
High School: 1 Elementary: 6  
Junior High: 3 Alternative Ed: 1



### STUDENT ETHNICITY



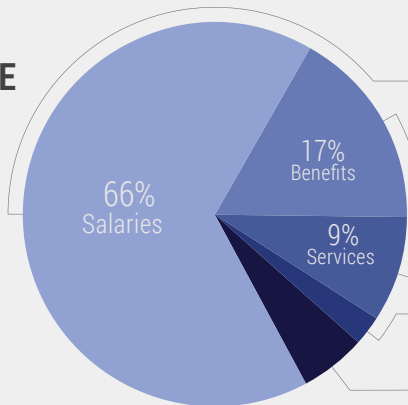
### SUBGROUPS





### ANNUAL REVENUE



**\$89,521,710**



Employee Salaries: \$59,267,948 (66%)  
 Employee Benefits: \$15,106,270 (17%)  
 Services / Operations: \$7,907,140 (9%)  
 Books / Supplies: \$2,295,765 (3%)  
 Other: \$4,790,290 (5%)  
 Total General Fund Expenditures: **\$89,367,413 (100%)**



AUSD  
**\$8,561 /** Spent Per Student annually.

Nationally, California has ranked **46/50** in overall per pupil spending.\*

Arcadia Unified School District, 150 S. Third Avenue, Arcadia, CA 91106, Phone: (626) 821-8300, Website: www.ausd.net, CDS# 1964261.

*About This Data:* The figures above represent the most recently reported public data available from the California Department of Education, ranging from 2012 to 2015. Some values may not match exactly due to rounding, reporting delays, or anomalies. \*State rankings on 2013 data in the most recent 2016 Education Week Quality Counts Report Card.

©2015 solutions@goboinfographics.com (888) 938-7779

# 1. Stakeholder Engagement



3

**SURVEYS**  
Conducted



2,500

**COMMENTS**  
Received



17

**WORKSHOPS**  
Held



3,000

**STAKEHOLDERS**  
Engaged



12+

**REVIEWS**  
Performed



24

**BOARD MEETINGS**  
Convened



7


**GROUPS**  
Involved

**Groups include:**  
Parents, Students,  
Teachers, Staff,  
Administrators,  
Cabinet, Trustees.



## Checklist of Items Shared:

- District Profile Data
- State Education Priorities
- LCAP & LCFF Overview
- School Site Plans



AUSD has informed, consulted, and involved school stakeholders in the process of creating the LCAP as summarized above. Communications to stakeholders includes:



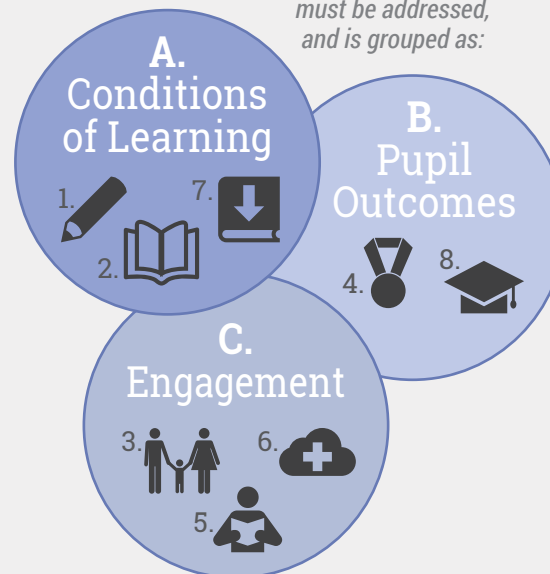
Website, blog, email, phone, facebook, twitter, youtube.

# State Education Priorities



## THE 8 STATE EDUCATION PRIORITIES

1. Basic Services
2. Academic Standards
3. Parent Involvement
4. Student Achievement
5. Student Engagement
6. School Climate
7. Course Access
8. Other Outcomes



Each State Priority must be addressed, and is grouped as:



# 2. Goals, Actions & Expenditures

GOAL

#1













## Equitable & rigorous curriculum











→  
SERVING THESE  
→

<b>STATE PRIORITIES</b>	1. Basic Services 	2. Academic Standards 	3. Parent Involvement 	4. Student Achievement 
<b>SUBGROUPS</b>	5. Student Engagement 	6. School Climate 	7. Course Access 	8. Other Outcomes 
<b>SCHOOLS</b>	Elementary 	Middle 	High 	Alternative 












EXPECTED 2014-15 MEASURABLE **OUTCOMES**

<p>1.1</p>  <p>↑</p>	<p>1.2</p>  <p>↑</p>	<p>1.3</p>  <p>↑</p>	<p>1.4</p> 	<p>1.5</p>  <p>↑</p>
<p>IMPROVE STUDENT STANDARDIZED TEST PERFORMANCE</p>	<p>IMPROVE ACADEMIC PERFORMANCE INDEX</p>	<p>INCREASE 3+ AP SCORES</p>	<p>IMPLEMENT CCSS</p>	<p>IMPROVE ATTENDANCE RATE</p>
<p>1.6</p>  <p>↓</p>	<p>1.7</p>  <p>↑</p>	<p>1.8</p> 	<p>1.9</p>  <p>↑</p>	<p>1.10</p> 
<p>DECREASE DROPOUT RATE</p>	<p>IMPROVE HIGH SCHOOL GRADUATION RATE</p>	<p>AP ACCESS &amp; SUCCESS FOR ALL STUDENTS</p>	<p>INCREASE CURRICULUM DEVELOPMENT PARTICIPATION</p>	<p>STANDARDIZED TESTS &amp; ASSESSMENTS INFORM SUPPORT SERVICES</p>

### EXPECTED 2014-15 MEASURABLE OUTCOMES

<p>1.11</p>  <p>IMPROVE ASSESSMENT DATA</p>	<p>1.12</p>  <p>IMPROVE COLLEGE APPLICATION, ACCEPTANCE &amp; GRADUATION RATE</p>	<p>1.13</p>  <p>MONITOR PROGRESS USING ASSESSMENTS, STUDENT GRADES, &amp; ATTENDANCE</p>	<p>1.14</p>  <p>CREDIT MONITORING FOR HIGH SCHOOL GRADUATION</p>	<p>1.15</p>  <p>ADOPT INSTRUCTIONAL MATERIALS, LEARNING WALKS, &amp; PD</p>
<p>1.16</p>  <p>EVIDENCE OF CCSS IMPLEMENTATION IN CLASSROOMS</p>	<p>1.17</p>  <p>TECHNOLOGY &amp; CCSS-BASED MATERIALS/RESOURCES USE</p>	<p>1.18</p>  <p>OBSERVE STUDENT ATTITUDES, ATTENTION &amp; PERSEVERANCE DURING ASSESSMENTS</p>	<p>1.19</p>  <p>OBSERVE STUDENT ENGAGEMENT &amp; PARTICIPATION IN LESSONS</p>	<p>1.20</p>  <p>OBSERVATIONS &amp; SURVEYS MEASURE RTI ATTITUDE &amp; PARTICIPATION</p>

### EXPECTED 2014-15 ACTIONS & EXPENDITURES

 Goal #1	 Action / Service	 Amount	 Target
1.1 - New strategies & programs to support CCSS & 21st Century Skills implementation	(My Access, Synced Solutions, Teacher conferences, travel & release time, consultants)	\$280,000	 All Students
1.2 - Implement CCSS & 21st Century Skills aligned assessments	(DIBELS, PSAT, PISA, SRI)	\$55,000	
1.3 - Support at-risk student academic & socio/emotional needs to prepare them for college / career	(counselors, live tutoring, intervention materials, academic program coaches)	\$2,662,000	
1.4 - Support CCSS & 21st Century Skills implementation & meet student needs in all content areas		see action 1.1	  RFEP
1.5 - Support student academic & socio/emotional needs (counseling services, tutoring, intervention classes, Elementary Academic Program Coaches)		see action 1.3	  RFEP

GOAL

#2



**CCSS**

Standards-aligned  
ELA  
program





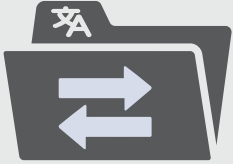
→

SERVING THESE

→

<b>STATE PRIORITIES</b>	1. Basic Services	2. Academic Standards	3. Parent Involvement	4. Student Achievement	
	5. Student Engagement	6. School Climate	7. Course Access	8. Other Outcomes	
<b>SUBGROUPS</b>	All Students	English Learners	SED	Foster Youth	SWD
<b>SCHOOLS</b>	Elementary	Middle	High	Alternative	


EXPECTED 2014-15 MEASURABLE **OUTCOMES**

<p>2.1</p>  <p>INCREASE EL STUDENT PROFICIENCY ON CELDT</p> <p><b>+ 2%</b></p>	<p>2.2</p>  <p>INCREASE STUDENT PROFICIENCY ON DISTRICT ELA ASSESSMENTS</p> <p><b>+ 2%</b></p>	<p>2.3</p>  <p>INCREASE SED STUDENTS PASSING ELA SECTION OF CAHSEE</p> <p><b>+ 2%</b></p>	<p>2.4</p>  <p>INCREASE EL STUDENTS PASSING ELA SECTION OF CAHSEE</p> <p><b>+ 4%</b></p>	 <p>MAINTAIN RECLASSIFICATION RATE</p>
---	---	---	---	---

EXPECTED 2014-15 **ACTIONS & EXPENDITURES**

🎯 Goal #2	🔨 Action / Service	💰 Amount	🎯 Target
	2.1 - Develop a <b>ELA/ELD instructional materials, strategies, assessment &amp; personnel plan</b> (release time, food, travel)	<b>\$10,000</b>	
	2.2 - Adopt research based & <b>CA Board approved instructional materials</b> to ensure Williams settlement compliance	<b>\$20,000</b>	All Students
	2.3 - <b>CCSS aligned instructional materials</b> / strategies implementation PD	<b>\$20,000</b>	↓
	2.4 - Support <b>teacher TK-12 ELA program implementation</b> through collaboration & monitor student progress	N/C	
	2.5 - TK-12 plan to <b>address ELA/ELD</b> (materials, strategies, assessment & personnel)	see action 2.1	EL  RFEP
	2.6 - Ongoing <b>ELD teacher support</b>	<b>\$10,000</b>	EL
	2.7 - PD to <b>support all populations &amp; significant subgroup needs awareness</b>	see action 2.3	RFEP
	2.8 - <b>Monitor RFEP</b> recently redesignated student progress	N/C	EL

GOAL  
**#3**



Implement  
CCSS math

SERVING THESE

**STATE PRIORITIES**

1. Basic Services

2. Academic Standards

3. Parent Involvement

4. Student Achievement

5. Student Engagement

6. School Climate

7. Course Access

8. Other Outcomes

**SUBGROUPS**

All Students

English Learners

SED

Foster Youth

SWD

**SCHOOLS**

Elementary

Middle

High







Alternative


EXPECTED 2014-15 MEASURABLE **OUTCOMES**

<p>3.1</p>  <p>OBSERVE MATH CONTENT &amp; INSTRUCTIONAL STRATEGIES IMPLEMENTATION</p>	<p>3.2</p>  <p>PROFESSIONAL DEVELOPMENT &amp; COLLABORATION PARTICIPATION</p>	<p>3.3</p>  <p>ADOPT INSTRUCTIONAL MATERIALS</p>	<p>3.4</p>  <p>IMPLEMENT ONLINE &amp; SUPPLEMENTAL RESOURCES</p>
<p>3.5</p>  <p>IMPROVE SBAC RESULTS</p>	<p>3.6</p>  <p>IMPROVE COMMON &amp; CLASSROOM ASSESSMENTS</p>	<p>3.7</p>  <p>IMPROVE GRADES</p>	<p>3.8</p>  <p>SURVEY TEACHER &amp; STUDENT ATTITUDES</p>

## 2. Goals, Actions & Expenditures *(Continued)*


### EXPECTED 2014-15 ACTIONS & EXPENDITURES

 Goal #3	 Action / Service	 Amount	 Target
	3.1 - <b>PD opportunities</b> (summer curriculum institutes, AVID training, common collaboration time)	<b>\$150,000</b>	 All Students 
	3.2 - K-12 vertical & lateral <b>Learning Walks</b>	<b>\$25,000</b>	
	3.3 - <b>Adopt instructional materials</b> & create instructional units	N/C	
	3.4 - Realign TK-5 <b>standards-based report cards</b>	<b>\$30,000</b>	
	3.5 - Implement <b>synced solutions</b> (lessons, resources & assessments online catalog)	<b>\$60,000</b>	
	3.6 - <b>Common Core coaches</b> provide classroom support (resource development, research & instructional modeling)	N/C	



GOAL

#4



## Optimal SWD instructional environment

SERVING THESE

**STATE PRIORITIES**

1. Basic Services

2. Academic Standards

3. Parent Involvement

4. Student Achievement

5. Student Engagement

6. School Climate

7. Course Access

8. Other Outcomes

**SUBGROUPS**

All Students

English Learners

SED

Foster Youth

SWD

**SCHOOLS**

Elementary

Middle

High

Alternative

EXPECTED 2014-15 MEASURABLE **OUTCOMES**

4.1 ↑

INCREASE COMMON ASSESSMENTS & TEACHER GENERATED TESTS

4.2 ↑

IMPROVE INDIVIDUAL EDUCATION PLAN GOALS

4.3

REVIEW MEETING AGENDA TOPICS, MINUTES & OUTCOMES

EXPECTED 2014-15 **ACTIONS & EXPENDITURES**

🎯 Goal #4	🔨 Action / Service	💰 Amount	🎯 Target
	4.1 - <b>SPED teachers meet 6 times</b> per year to collaborate (substitute teachers)	<b>\$32,250</b>	
	4.2 - Consider <b>new SELPA autism grades 1-2 class</b>	N/C	 <small>All Students</small>
	4.3 - <b>Integrate special education staff</b> into high school departments	N/C	

©2015 solutions@goboinfographics.com



GOAL

#5



## Student connectedness to school

SERVING THESE

<b>STATE PRIORITIES</b>	 1. Basic Services	 2. Academic Standards	 3. Parent Involvement	 4. Student Achievement	
	 5. Student Engagement	 6. School Climate	 7. Course Access	 8. Other Outcomes	
<b>SUBGROUPS</b>	 All Students	 English Learners	 SED	 Foster Youth	 SWD
<b>SCHOOLS</b>	 Elementary	 Middle	 High	 Alternative	


EXPECTED 2014-15 MEASURABLE OUTCOMES

5.1




MAINTAIN SUSPENSION / EXPULSION RATES WELL BELOW STATE AVERAGES

5.2




CONTINUE COLLECTING SURVEY DATA

5.3




CONTINUE PARENT ADVISORY COUNCIL INPUT

5.4



CONTINUE FOCUS GROUPS

5.5




MAINTAIN STUDENT SUSPENSION / EXPULSION RATES WELL BELOW COUNTY AVERAGES

EXPECTED 2014-15 ACTIONS & EXPENDITURES

Goal #5	Action / Service	Amount	Target
5.1	Investigate options to <b>address gifted students needs</b> (continue PD)	<b>\$5,000</b>	
5.2	<b>Support music programs</b> & explore greater performing arts programs access	<b>\$29,700</b>	All Students
5.3	Programs to <b>meet needs of disconnected students</b> (transitional, "new corner")	<b>\$171,000</b>	
5.4	Support, improve & <b>expand AVID</b>	<b>\$74,000</b>	RFEP
5.5	<b>Reduce class-size</b> to enhance student connectedness (+6 teachers)	<b>\$420,000</b>	All Students
5.6	Address <b>student needs</b> (disconnected, underserved, transition, newcomers, online opportunities)	<b>\$5,000</b>	RFEP

GOAL


#6





### Comprehensive counseling for college & career readiness


SERVING THESE


**STATE PRIORITIES**


1. Basic Services 


2. Academic Standards 


3. Parent Involvement 

4. Student Achievement 


5. Student Engagement 


6. School Climate 


7. Course Access 


8. Other Outcomes 


**SUBGROUPS**

 All Students


 English Learners


 SED


 Foster Youth


 SWD

**SCHOOLS**



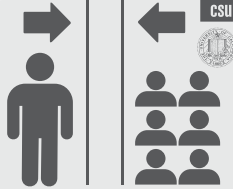



 Elementary

 Middle






 High

 Alternative

EXPECTED 2014-15 MEASURABLE OUTCOMES


<p>6.1</p>  <p>MAINTAIN ATTENDANCE, HS DROPOUT &amp; GRADUATION LEVELS</p> <p style="font-size: 24px; font-weight: bold; color: #4a7ebb;">=/<span style="color: blue;">↑</span> 95%</p>	<p>6.2</p>  <p>COUNSELORS ATTEND CASC CONFERENCE</p> <p style="font-size: 24px; font-weight: bold; color: #4a7ebb;">100%</p>	<p>6.3</p>  <p>DECREASE STUDENT DISCREPANCIES IN UC/CSU REQUIREMENTS</p> <p style="font-size: 24px; font-weight: bold; color: #4a7ebb;">- 1%</p>	<p>6.4</p>  <p>IMPROVE AVID ACADEMIC ACHIEVEMENT</p> <p style="color: blue; font-size: 24px; font-weight: bold;">↑</p>	<p>6.5</p>  <p>INCREASE PROFESSIONAL DEVELOPMENT ATTENDANCE</p> <p style="color: blue; font-size: 24px; font-weight: bold;">↑</p>	<p>6.6</p>  <p>INCREASE STUDENTS COMPLETING UC/CSU REQUIREMENTS</p> <p style="color: blue; font-size: 24px; font-weight: bold;">↑</p>
--	---	---	---	--	--

EXPECTED 2014-15 ACTIONS & EXPENDITURES

🎯 Goal #6	🔧 Action / Service	💰 Amount	🎯 Target
	6.1 - School counselors attend <b>CASC conference &amp; collaborate</b> to make Counseling Program adjustments	\$6,500	
	6.2 - Increase <b>MS college &amp; career program</b> to 2 activities per grade per year	N/C	 All Students
	6.3 - <b>Rewrite counselor curriculum</b> to address CCSS	N/C	
	6.4 - Develop <b>counseling standards</b> for middle school	N/C	
	6.5 - Explore <b>increased transitional services</b> to students between levels	\$160,000	
	6.6 - <b>Elementary counselor to serve all students</b> needs & ensure service for unduplicated pupils (+1 position)	\$85,000	    RFP

GOAL

#7



### Implement district wide PD plan

SERVING THESE

**STATE PRIORITIES**

1. Basic Services

2. Academic Standards

3. Parent Involvement

4. Student Achievement

5. Student Engagement

6. School Climate

7. Course Access

8. Other Outcomes

**SUBGROUPS**

All Students

English Learners

SED

Foster Youth

SWD

**SCHOOLS**

Elementary

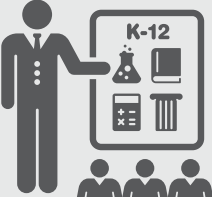
Middle

High

Alternative


EXPECTED 2014-15 MEASURABLE **OUTCOMES**

7.1



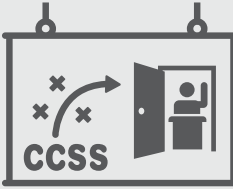
ELA, MATH, NGSS, & SOCIAL SCIENCE IMPLEMENTATION PD FOR ALL GRADES

7.2




SUPPORT MS / HS STUDENT REQUIRED COURSES ACCESS & ENROLLMENT

7.3



INCREASE PD OPPORTUNITIES FOR CCSS IMPLEMENTATION

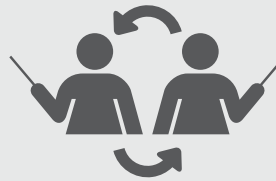
7.4



INCREASE PD DAYS PARTICIPATION RATE


+ 10%

7.5




CONTINUE TO EXPAND COLLABORATION

7.6



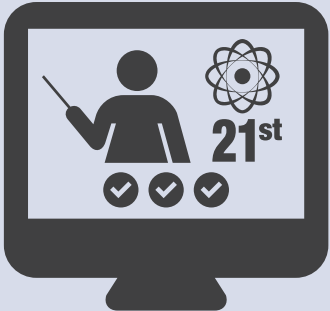
COMMON CORE COACHES SUPPORT INSTRUCTIONAL DEVELOPMENT

EXPECTED 2014-15 **ACTIONS & EXPENDITURES**

🎯 Goal #7	🔧 Action / Service	💰 Amount	🎯 Target
7.1 - Develop plan for <b>district-wide minimum days</b>		<b>\$5,000</b>	 All Students
7.2 - Align <b>professional development to CCSS</b>		<b>\$761,606</b>	
7.3 - Support from <b>Common Core Coaches</b>		<b>\$550,000</b>	
7.4 - <b>Collaboration aligned</b> across district (+3 days of teacher collaboration)		<b>\$761,606</b>	
7.5 - <b>Attend outside conferences &amp; bring learning back to district</b>		<b>\$500,000</b>	

# GOAL

# #8



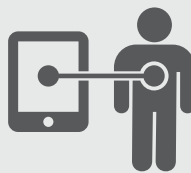






## 21st Century curriculum, assessments & technology

SERVING THESE

STATE PRIORITIES	1. Basic Services 	2. Academic Standards 	3. Parent Involvement 	4. Student Achievement 	
	5. Student Engagement 	6. School Climate 	7. Course Access 	8. Other Outcomes 	
SUBGROUPS	All Students 	English Learners 	SED 	Foster Youth 	SWD 
SCHOOLS	Elementary 	Middle 	High 	Alternative 	

### EXPECTED 2014-15 MEASURABLE OUTCOMES


<p style="font-size: 8px;">8.1</p>  <p style="font-size: 8px; text-align: center;">MAINTAIN PERFORMANCE LEVELS</p> <p style="font-size: 24px; font-weight: bold; text-align: center;">= 90%</p>	<p style="font-size: 8px;">8.2</p>  <p style="font-size: 8px; text-align: center;">CLASSROOMS HAVE ADEQUATE INFRASTRUCTURE</p> <p style="font-size: 24px; font-weight: bold; text-align: center;">90%</p>	<p style="font-size: 8px;">8.3</p>  <p style="font-size: 8px; text-align: center;">INCREASED CLASSROOMS WITH 1:1 COMPUTER TECHNOLOGY</p> <p style="font-size: 24px; font-weight: bold; text-align: center;">↑ 30%</p>	<p style="font-size: 8px;">8.4</p>  <p style="font-size: 8px; text-align: center;">IMPACT OF MODEL TECH IMPLEMENTATION AWARENESS</p>	<p style="font-size: 8px;">8.5</p>  <p style="font-size: 8px; text-align: center;">CLASSROOM OF THE FUTURE EQUIPMENT IMPLEMENTED</p>	<p style="font-size: 8px;">8.6</p>  <p style="font-size: 8px; text-align: center;">CLASSROOM OF THE FUTURE COMPONENT USAGE</p>	<p style="font-size: 8px;">8.7</p>  <p style="font-size: 8px; text-align: center;">STUDENT &amp; STAFF SURVEYS</p>
--	--	--	--	---	---	---

### EXPECTED 2014-15 ACTIONS & EXPENDITURES

Goal #8	Action / Service	Amount	Target
	8.1 - Upgrade all classrooms with <b>Classroom of the Future devices</b> , pilot & evaluate new technology	\$2,000,000	
	8.2 - Continue <b>Model Technology Program</b> use to pilot & evaluate new technology	\$67,000	 All Students
	8.3 - <b>1:1 device access</b> & network infrastructure to support 1:1 wireless computing	\$2,150,000	
	8.4 - Plan <b>rollout of Model Tech experience</b> technology & analyze feedback	\$471,000	
	8.5 - Purchase technology & infrastructure to <b>ensure curriculum access</b>	see action 8.4	
	8.6 - Ensure <b>LI student technology</b> access	N/C	Low Income
	8.7 - Ensure <b>FY student technology</b> access	N/C	Foster Youth

GOAL


#9




## Timely technology & instructional support

SERVING THESE


**STATE PRIORITIES**




1. Basic Services




2. Academic Standards




3. Parent Involvement




4. Student Achievement




5. Student Engagement



6. School Climate




7. Course Access




8. Other Outcomes


**SUBGROUPS**




All Students




English Learners



SED




Foster Youth




SWD


**SCHOOLS**




Elementary



Middle




High



Alternative


EXPECTED 2014-15 MEASURABLE **OUTCOMES**

9.1




IMPROVE HELPDESK PERFORMANCE

9.2




IMPROVE NUMBER OF HELPDESK TICKETS OPEN OVER TIME

9.3




IMPROVE NUMBER OF HELPDESK TICKETS CREATED PER DAY

9.4




IMPROVE NUMBER OF HELPDESK TICKETS CLOSED PER DAY

9.8




IMPROVE POST-MEETING SURVEYS & STAFF INTERVIEWS

9.5




IMPROVE TIME UNTIL FIRST RESPONSE IN TICKET

9.6




IMPROVE TIME UNTIL A TICKET IS CLOSED

9.7



IMPROVE HELPDESK TICKET HISTORY REVIEW

EXPECTED 2014-15 **ACTIONS & EXPENDITURES**

Goal #9	Action / Service	Amount	Target
9.1	Expand <b>District Instructional Technology Coach &amp; Site Technology Coach Program</b> (+ 1 coach)	<b>\$89,000</b>	
9.2	<b>Monthly trainings</b> for Site Technology Coaches Provide classroom support	N/C	 All Students
9.3	TIS will <b>support educational hardware, software, &amp; information services</b>	<b>\$121,000</b>	



GOAL #

# 10

### Develop TK-12 character education program

→ SERVING THESE →

<b>STATE PRIORITIES</b>	 1. Basic Services	 2. Academic Standards	 3. Parent Involvement	 4. Student Achievement	
	 5. Student Engagement	 6. School Climate	 7. Course Access	 8. Other Outcomes	
<b>SUBGROUPS</b>	 All Students	 English Learners	 SED	 Foster Youth	 SWD
<b>SCHOOLS</b>	 Elementary	 Middle	 High	 Alternative	

EXPECTED 2014-15 MEASURABLE **OUTCOMES**

10.1

↓

DECREASE 'NEEDS IMPROVEMENT' MARKS ON ELEMENTARY STUDENT PROGRESS REPORTS

10.2

↓

DECREASE UNSATISFACTORY CITIZENSHIP MARKS ON MS STUDENT REPORT CARDS

10.3

DECREASE FEELINGS OF DISCOMFORT & INCREASE SENSE OF SAFETY ON CHKS


+ 5%

EXPECTED 2014-15 **ACTIONS & EXPENDITURES**

🎯 Goal #10	🔧 Action / Service	💰 Amount	🎯 Target
10.1 - Character <b>student recognition</b> assemblies & awards		<b>\$1,000</b>	 All Students
10.2 - Funding for <b>Red Ribbon Week</b>		<b>\$1,000</b>	
10.3 - Student <b>leadership opportunities</b> (student Council, ASB, student mentors, Men of Distinction, Positive Girls 13)		N/C	
10.4 - Character education, anti-bullying & patriotic theme <b>assemblies</b>		<b>\$5,000</b>	
10.5 - <b>Character education</b> curriculum (classroom behaviors, time management, organizational skills)		<b>\$30,000</b>	

GOAL #

# 11









## Increase parent involvement & input




SERVING THESE

<b>STATE PRIORITIES</b>	 1. Basic Services	 2. Academic Standards	 3. Parent Involvement	 4. Student Achievement
<b>SUBGROUPS</b>	 All Students	 English Learners	 SED	 Foster Youth
<b>SCHOOLS</b>	 Elementary	 Middle	 High	 Alternative








EXPECTED 2014-15 MEASURABLE **OUTCOMES**

<p>11.1</p> <div style="text-align: center;">  </div> <p style="text-align: center;">IMPROVE EFFORTS TO SEEK PARENT INPUT</p>	<p>11.2</p> <div style="text-align: center;">  </div> <p style="text-align: center;">PROMOTE PARENT PARTICIPATION</p>	<p>11.3</p> <div style="text-align: center;">  </div> <p style="text-align: center;">IMPROVE PTSA MEMBERSHIP &amp; INVOLVEMENT DATA</p>
<p>11.4</p> <div style="text-align: center;">  </div> <p style="text-align: center;">CONDUCT PARENT &amp; STUDENT SURVEYS</p>	<p>11.5</p> <div style="text-align: center;">  </div> <p style="text-align: center;">INCREASE PARENT ADVISORY COUNCIL &amp; FOCUS GROUP PARTICIPATION</p>	<p>11.6</p> <div style="text-align: center;">  </div> <p style="text-align: center;">INCREASE ENGLISH LANGUAGE ADVISORY COUNCIL PARTICIPATION</p>

EXPECTED 2014-15 MEASURABLE **OUTCOMES**

<p>11.7</p>  <p>INCREASE ACCESS &amp; COMMUNICATION ABOUT PARENT INVOLVEMENT GROUPS</p>	<p>11.8</p>  <p>INCREASE MEANINGFUL PARENT PARTICIPATION ON SUPERINTENDENT SURVEY</p> <p>↑ 34%</p>	<p>11.9</p>  <p>INCREASE CHINESE COMMUNITY PARTICIPATION IN PARENT / COMMUNITY GROUPS</p>
--	--	--

EXPECTED 2014-15 **ACTIONS & EXPENDITURES**

 Goal #11	 Action / Service	 Amount	 Target
	11.1 - <b>Increase outreach</b> using electronic media & alternative meeting times & formats	N/C	
	11.2 - Work with PTAs to <b>develop greater cultural understanding</b> to establish inclusive meetings & events that attract & diverse groups of parents & families	N/C	 All Students
	11.3 - Maintain & expand <b>language support services</b> (translation, written communication, parent meeting video support, PowerSchool training)	<b>\$31,000</b>	  RFEP





GOAL #

12





Clean, safe & well-maintained facilities

SERVING THESE

<b>STATE PRIORITIES</b>	1. Basic Services	2. Academic Standards	3. Parent Involvement	4. Student Achievement	
	5. Student Engagement	6. School Climate	7. Course Access	8. Other Outcomes	
<b>SUBGROUPS</b>	All Students	English Learners	SED	Foster Youth	SWD
<b>SCHOOLS</b>	Elementary	Middle	High	Alternative	

EXPECTED 2014-15 MEASURABLE **OUTCOMES**

<p>12.1</p>  <p style="font-weight: bold; text-align: center;">COMPLETE CAMPUS &amp; PLAYGROUND INSPECTIONS &amp; REPORTS</p>	<p>12.2</p>  <p style="font-weight: bold; text-align: center;">IMPROVE EQUIPMENT WORK ORDER QUALITY</p>	<p>12.3</p>  <p style="font-weight: bold; text-align: center;">REPORT BUILDING MAINTENANCE NEEDS</p>	<p>12.4</p>  <p style="font-weight: bold; text-align: center;">IMPROVE VEHICLE WORK ORDERS</p>
--	--	--	---

EXPECTED 2014-15 **ACTIONS & EXPENDITURES**

🎯 Goal #12	🔧 Action / Service	💰 Amount	🎯 Target
	12.1 - All areas will be <b>cleaned &amp; maintained</b> (soap, paper towels, toilet paper, lighting, trash)	\$623,000	
	12.2 - <b>Equipment is routinely monitored &amp; maintained</b> (repairs, industry workshops, staff development)	\$50,000	
	12.3 - Custodial staff <b>maintain a safe environment</b> (unlock, lock, campuses, minor repairs, monitor hazardous materials, conduct inspections, report conditions)	\$2,516,115	All Students

GOAL #

# 13

Safe & comprehensive transportation

SERVING THESE

STATE PRIORITIES	1. Basic Services	2. Academic Standards	3. Parent Involvement	4. Student Achievement	
	5. Student Engagement	6. School Climate	7. Course Access	8. Other Outcomes	
SUBGROUPS	All Students	English Learners	SED	Foster Youth	SWD
SCHOOLS	Elementary	Middle	High	Alternative	

EXPECTED 2014-15 MEASURABLE **OUTCOMES**

<p>13.1</p> <p style="font-size: 10px;">INCREASE TIMELY SITE REQUESTS FOR TRANSPORTATION</p> <p style="font-size: 24px; font-weight: bold; color: blue;">+ 5%</p>	<p>13.2</p> <p style="font-size: 10px;">DECREASE FIELD TRIPS BOARD APPROVED POST-DEADLINE</p> <p style="font-size: 24px; font-weight: bold; color: blue;">- 5%</p>	<p>13.3</p> <p style="font-size: 10px;">IMPROVE TRANS-TRACK DATA</p>	<p>13.4</p> <p style="font-size: 10px;">IMPROVE INVOICES</p>	<p>13.5</p> <p style="font-size: 10px;">DECREASE CLIENT COMPLAINTS ON SUPERINTENDENT'S SURVEY</p> <p style="font-size: 24px; font-weight: bold; color: blue;">- 5%</p>
---	--	--	--	--

EXPECTED 2014-15 **ACTIONS & EXPENDITURES**

🎯 Goal #13	🔧 Action / Service	💰 Amount	🎯 Target
13.1 - <b>Maintain equipment</b> to ensure safe & efficient transportation (field trips, athletics)		\$888,000	
13.2 - <b>Arrange transportation for students with IEPs</b>		\$160,000	All Students



GOAL #

# 14




## Provide nutritious meals

SERVING THESE

<b>STATE PRIORITIES</b>	1. Basic Services	2. Academic Standards	3. Parent Involvement	4. Student Achievement	
	5. Student Engagement	6. School Climate	7. Course Access	8. Other Outcomes	
<b>SUBGROUPS</b>	All Students	English Learners	SED	Foster Youth	SWD
<b>SCHOOLS</b>	Elementary	Middle	High	Alternative	

EXPECTED 2014-15 MEASURABLE **OUTCOMES**


14.1



INCREASE NATIONAL SCHOOL LUNCH PROGRAM PARTICIPATION


+ 5%

14.2




INCREASE FREE & REDUCED PROGRAM APPLICATION

14.3




COLLECT STUDENT INPUT DATA

14.4




COLLECT PARENT GROUP MEETINGS AGENDAS & MINUTES

14.5





COLLECT WEB-SITE RESPONSE DATA

14.6



ADMINISTER SUPERINTENDENT'S SURVEY

EXPECTED 2014-15 **ACTIONS & EXPENDITURES**

🎯 Goal #14	🔧 Action / Service	💰 Amount	🎯 Target
14.1 - Nutrition Services	<b>maintain web-site monthly updates</b> with nutrition articles	N/C	
14.2 - <b>Online menus</b>	with nutritional values of meals	N/C	 All Students
14.3 - <b>Nutrition Services meet with student councils,</b>	parent groups, PTSAs, SSCs & community groups for input	N/C	
14.4 - Conduct <b>National School Lunch applications</b>	in March	N/C	

GOAL #

# 15

## Properly credentialed teachers

SERVING THESE

<b>STATE PRIORITIES</b>	 1. Basic Services	 2. Academic Standards	 3. Parent Involvement	 4. Student Achievement	
<b>SUBGROUPS</b>	 All Students	 English Learners	 SED	 Foster Youth	 SWD
<b>SCHOOLS</b>	 Elementary	 Middle	 High	 Alternative	

EXPECTED 2014-15 MEASURABLE **OUTCOMES**

<p>15.1</p> <div style="text-align: center;"> </div> <p style="text-align: center;">IMPROVE TEACHER ASSIGNMENT RATE</p>	<p>15.2</p> <div style="text-align: center;"> </div> <p style="text-align: center;">ALL SPED TEACHERS HAVE AN AUTISM AUTHORIZATION</p>	<p>15.3</p> <div style="text-align: center;"> </div> <p style="text-align: center;">ALL TEACHERS ARE ENGLISH LANGUAGE AUTHORIZED</p>	<p>15.4</p> <div style="text-align: center;"> </div> <p style="text-align: center;">ALL TEACHERS ARE NCLB COMPLIANT</p>
---	--	--	---

EXPECTED 2014-15 **ACTIONS & EXPENDITURES**

🎯 Goal #15	🔧 Action / Service	💰 Amount	🎯 Target
15.1 - Perform <b>credential monitoring</b>	(yearly internal credential monitoring, CTC audit, CDE CMIS monitoring)	N/C	All Students



GOAL #

# 16

### Recruit & retain qualified staff

GOAL #

# 17

### Improve health services

SERVING	<b>STATE PRIORITIES</b>	1. Basic Services	2. Academic Standards	3. Parent Involvement	4. Student Achievement	5. Student Engagement	6. School Climate	7. Course Access	8. Other Outcomes
	<b>SUBGROUPS</b>	All	EL	LI	FY	<b>SCHOOLS</b>	Elementary	Middle	High

SERVING	<b>STATE PRIORITIES</b>	1. Basic Services	2. Academic Standards	3. Parent Involvement	4. Student Achievement	5. Student Engagement	6. School Climate	7. Course Access	8. Other Outcomes
	<b>SUBGROUPS</b>	All	EL	LI	FY	<b>SCHOOLS</b>	Elementary	Middle	High

EXPECTED 2014-15 MEASURABLE **OUTCOMES**

16.1

WEEKLY ANALYSIS & TIMELY APPROVAL OF VACANCIES

EXPECTED 2014-15 MEASURABLE **OUTCOMES**

17.1

IMPROVE CHRONIC ABSENTEEISM RATE

17.2

HEALTH SERVICES PROVIDED PROPORTIONAL TO NUMBER OF HEALTH OFFICE VISITS

EXPECTED 2014-15 **ACTIONS & EXPENDITURES**

Goal #16	Action / Service	Amount	Target
16.1	<b>Vacancy review, approval, recruitment process</b> (job postings, testing, interviewing, reference checking, etc.)	<b>\$6,705</b>	

EXPECTED 2014-15 **ACTIONS & EXPENDITURES**

Goal #17	Action / Service	Amount	Target
17.1	<b>Increase elementary health services</b> (+6 3-hour health-assistant positions)	<b>\$83,000</b>	







<p>GOAL # <b>18</b></p>		<p>Improve Business &amp; Operations support</p>	<p>→ SERVING THESE →</p>	<p><b>STATE PRIORITIES</b></p> <ul style="list-style-type: none"> <li>1. Basic Services </li> <li>2. Academic Standards </li> <li>3. Parent Involvement </li> <li>4. Student Achievement </li> <li>5. Student Engagement </li> <li>6. School Climate </li> <li>7. Course Access </li> <li>8. Other Outcomes </li> </ul>
				<p><b>SUBGROUPS</b></p> <ul style="list-style-type: none"> <li>All Students </li> <li>English Learners </li> <li>SED </li> <li>Foster Youth </li> <li>SWD </li> </ul>
				<p><b>SCHOOLS</b></p> <ul style="list-style-type: none"> <li>Elementary </li> <li>Middle </li> <li>High </li> <li>Alternative </li> </ul>

EXPECTED 2014-15 MEASURABLE **OUTCOMES**

<p>18.1</p> <p>TRACK PRODUCTION DEMANDS VIA ETS REPORTS</p>	<p>18.2</p> <p>COLLECT SAVINGS, PURCHASES, VENDORS, &amp; PRICING DATA FROM ETS</p>	<p>18.3</p> <p>DECREASE WORKPLACE INJURIES</p>	<p>18.4</p> <p>DEVELOP 5+ YEAR FACILITIES MASTER PLAN</p>	<p>18.5</p> <p>TRAINING ON NEW MECHANICAL &amp; HVAC SYSTEMS</p>
<p>18.6</p> <p>COLLECT WORK ORDER EFFICIENCY DATA</p>	<p>18.7</p> <p>USE FACILITIES INSPECTION TOOL</p>	<p>18.8</p> <p>BI-ANNUAL PRINCIPALS MEETINGS &amp; SITE VISITS</p>	<p>18.9</p> <p>COMPLETE ANNUAL LCAP</p>	

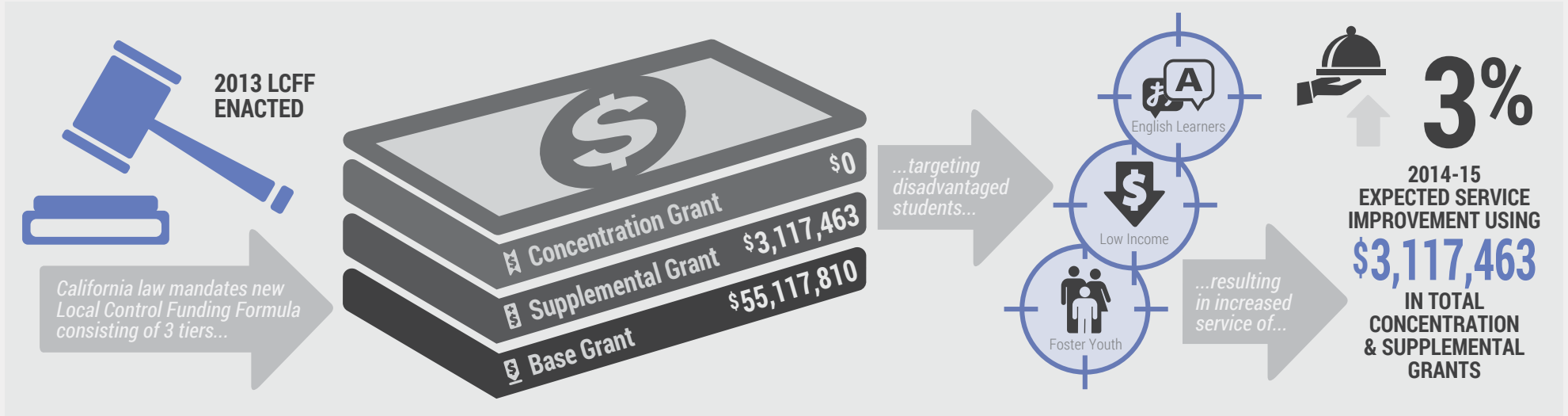
## 2. Goals, Actions & Expenditures *(Continued)*

EXPECTED 2014-15 ACTIONS & EXPENDITURES

 Goal #18	 Action / Service	 Amount	 Target
	18.1 - <b>Incorporate LCFF</b> into budgeting process (allocations, coding, tracking, monitoring)	\$10,000	 All Students 
	18.2 - <b>Improve position control</b> using PC Budget software (digital schools program)	\$75,000	
	18.3 - Develop 5+ year <b>Deferred Maintenance Plan</b> (roofing, paving, painting)	\$390,000	
	18.4 - 3 year <b>plan to replace old Print shop</b> equipment with digital equipment	N/C	
	18.5 - <b>High levels of support</b> through Peoplesoft	N/C	
	18.6 - <b>Expand vendor list</b> & more quality contracts for school supplies	N/C	
	18.7 - Hire a full time <b>Purchasing Technician</b>	\$45,932	
	18.8 - <b>Survey copiers &amp; printers</b> for consideration of efficiency of service	N/C	
	18.9 - <b>Combine Risk Management resources</b> to improve coordination of work & student injuries treatment	\$10,000	
	18.10 - Ensure efficient Workers Compensation <b>treatment coordination</b>	N/C	
	18.11 - <b>Improve accident investigation</b> procedures & increase supervisor trainings	N/C	
	18.12 - <b>Refine work order system</b> to provide timely data on Routine Repair & Maintenance	\$6,500	
	18.13 - Work Order System <b>data analysis &amp; planning</b>	\$1,000	
	18.14 - Professional Development & <b>training programs for specific equipment</b>	\$2,000	
	18.15 - Hire new <b>senior maintenance mechanic</b>	\$69,884	
	18.16 - Implement <b>Facilities Master Plan</b> (new systems / equipment training & experience)	\$26,000,000	
<b>Total Specified 2014-15 LCAP Expenditures:</b>		<b>\$42,791,798</b>	



### 2014-15 EXPECTED SERVICE IMPROVEMENT



**Abbreviations:** AP (Advanced Placement), AUSD (Arcadia Unified School District), ASB (Associated Student Body), AVID (Advancement Via Individual Determination), CA (California), CAHSEE (California High School Exit Examination), CASC (California Association of School Counselors), CCSS (Common Core State Standards), CDE (California Department of Education), CELDT (California English Language Development Test), CHKS (California Healthy Kids Survey), CMIS (Compliance Monitoring, Intervention, & Sanctions), CTC (Commission on Teacher Credentialing), CTE (Career Technical Education), DIBELS (Dynamic Indicators of Basic Early Literacy Skills), EAP (Early Assessment Program), EL (English Learner), ELA (English Language Arts), ELD (English Language Development), ETS (Electronic Tracking System), FY (Foster Youth), HS (High School), HVAC (Heating, Ventilation, & Air Conditioning), IEP (Individual Education Plan), JPA (Joint Powers Authority), LCAP (Local Control Accountability Plan), LCFF (Local Control Funding Formula), MS (Middle School), N/C (no cost), NCLB (No Child Left Behind), NGSS (Next Generation Science Standards), PC (position control), PD (Professional Development), PISA (Program for International Student Assessment), PSAT (Preliminary Scholastic Achievement Test), PTSA (Parent Teacher Student Association), RFEP (Reclassified Fluent English Proficient), SBAC (Smarter Balanced Assessment Consortium), SELPA (Special Education Local Plan Area), SPED (Special Education), SED (Socioeconomically disadvantaged), SRI (Scholastic Reading Inventory), SWD (Students With Disabilities), TIS (Technology & Information Services), TK (Transitional Kindergarten), UC/USC (University of California/California State University).

Legend	
	- Increase TO
	- Decrease TO
	- Increase BY
	- Decrease BY
	- Maintain / Increase
	- Completed
	- Progress Made
	- Investigate Further
	- Maintain

This infographic provides a high-level summary only. For more specific details, please refer to the accompanying 82 page LCAP narrative plan.

