



# Local Control and Accountability Plan

## District Overview




**29**  
SCHOOLS

High School:	6	Preschool:	15
Middle:	5	Charter:	1
Elementary:	15		




**2**  
DISTINGUISHED  
Schools

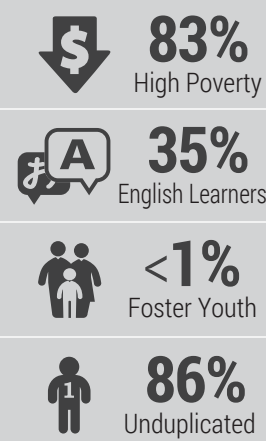


**23,575**  
STUDENTS

### STUDENT ETHNICITY

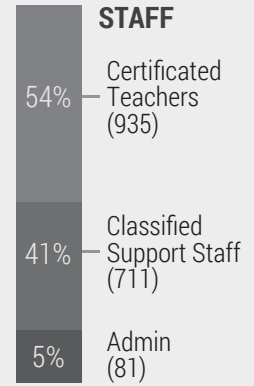


### SUBGROUPS



**1,991**  
EMPLOYEES

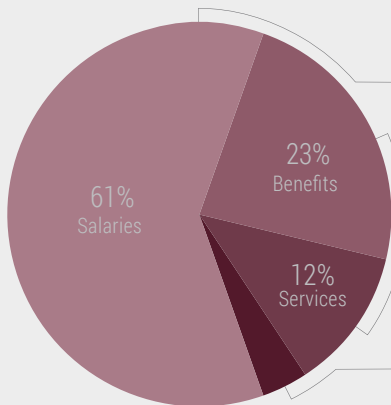
### STAFF





### ANNUAL REVENUE



**\$297,240,385**



Employee Salaries: \$109,431,340 (61%)  
 Employee Benefits: \$41,680,266 (23%)  
 Services / Operations: \$21,299,375 (12%)  
 Books / Supplies: \$6,687,230 (4%)  
 Total General Fund Expenditures: **\$179,098,211 (100%)**



PSUSD  
**\$8,734 /** Spent Per Student annually.

Nationally, California has ranked **46/50** in overall per pupil spending.\*

Palm Springs Unified School District, 980 East Tahquitz Canyon Way, Palm Springs, CA 92262, Phone: (760) 416-6000, Website: [www.pseud.us](http://www.pseud.us), CDS# 3367173.

*About This Data:* The figures above represent the most recently reported public data available from the California Department of Education, ranging from 2012 to 2014. Some values may not match exactly due to rounding, reporting delays, or anomalies. \*State rankings are based on 2011 data in the most recent 2014 Education Week Quality Counts Report Card.

# 1. Stakeholder Engagement

  
**4**  
SURVEYS  
Conducted

  
**21**  
WORKSHOPS  
Held

  
**443**  
COMMENTS  
Received

  
**1,250+**  
STAKEHOLDERS  
Engaged

  
**12**  
REVIEWS  
Performed

  
**3**  
BOARD MEETINGS  
Convened


  
**11+**  
GROUPS  
Involved

**Groups include:**  
Parents, Students,  
Classified &  
Certificated Staff,  
Administration,  
Trustees, Parent  
Advisory Committee,  
District Specialists,  
DELAC, District  
Advisory Council  
(Title I), ICUC.



### Checklist of Items Shared:

- District Profile Data
- State Education Priorities
- LCAP & LCFF Overview
- School Site Plans



PSUSD has informed, consulted, and involved school stakeholders in the process of creating the LCAP as summarized above. Communications to stakeholders includes:



District website, social media, fliers, automated phone calls, newspaper, radio, and television.

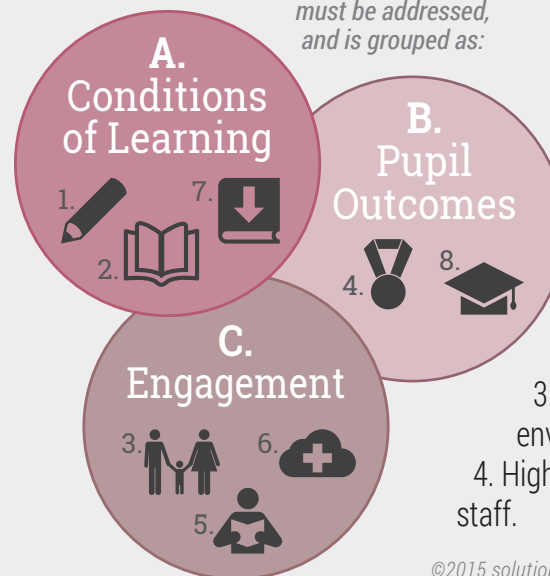
## State & Local Priorities



### THE 8 STATE EDUCATION PRIORITIES

-  1. Basic Services
-  2. Academic Standards
-  3. Parent Involvement
-  4. Student Achievement
-  5. Student Engagement
-  6. School Climate
-  7. Course Access
-  8. Other Outcomes

Each State Priority must be addressed, and is grouped as:



Stakeholder input is aligned with California's Education Priorities...

### & D. TOP LOCAL PRIORITIES

1. Students achieve goals & proficiency.
2. Family & community support.
3. Safe & secure learning environment.
4. Highly qualified & effective staff.

... and results in Annual Goals...

**GOAL #1.1**

**INCREASED RIGOR & STANDARDS ALIGNMENT**

STATE PRIORITIES:  
 1. Basic Services 5. Engagement  
 2. Academic Standards 6. School Climate  
 3. Parent Involvement 7. Course Access  
 4. Achievement 8. Other Outcomes

**METRICS & OUTCOMES 2014-15**

**MAINTAIN ACCESS TO CORE TEXTBOOKS**

**GROUPS, SITES SERVED**  
 - All Students, All Schools

**GOAL #1.2**

**SUCCESS IN HIGHER-LEVEL MATH COURSES**

STATE PRIORITIES:  
 1. Basic Services 5. Engagement  
 2. Academic Standards 6. School Climate  
 3. Parent Involvement 7. Course Access  
 4. Achievement 8. Other Outcomes

**METRICS & OUTCOMES 2014-15**

**ESTABLISH CAASPP MATH PROFICIENCY BASELINES**

**GROUPS, SITES SERVED**  
 - All Students, All Schools

**GOAL #1.3**

**INCREASE LITERACY IN ALL CONTENT AREAS**

STATE PRIORITIES:  
 1. Basic Services 5. Engagement  
 2. Academic Standards 6. School Climate  
 3. Parent Involvement 7. Course Access  
 4. Achievement 8. Other Outcomes

**METRICS & OUTCOMES 2014-15**

**ESTABLISH CAASPP ELA PROFICIENCY BASELINES**

**ESTABLISH DIBELS NEXT BASELINES**

**GROUPS SERVED** - All Students

**SITES SERVED** - All Schools

**GOAL #1.4**

**INCREASE ENGLISH LEARNER ACHIEVEMENT**

STATE PRIORITIES:  
 1. Basic Services 5. Engagement  
 2. Academic Standards 6. School Climate  
 3. Parent Involvement 7. Course Access  
 4. Achievement 8. Other Outcomes

**METRICS & OUTCOMES 2014-15**

**59%** (AMA0 1)

**26.5%** (AMA0 2 < 5 YEARS)

**45%** (AMA0 2 > 5 YEARS)

**RECLASSIFICATION RATES MEET/EXCEED RIVERSIDE CO.**

**GROUPS SERVED** - English Learners

**SITES SERVED** - All Schools

**GOAL**  
**#1.5**

**STATE PRIORITIES:**  
1. Basic Services 5. Engagement  
2. Academic Standards 6. School Climate  
3. Parent Involvement 7. Course Access  
4. Achievement 8. Other Outcomes

**INCREASE ENRICHMENT OPPORTUNITIES**

**METRICS & OUTCOMES 2014-15**

**INCREASE AP & GATE CLASS COMPLETION**

**INCREASE ARTS PROGRAMS PARTICIPATION**

← **GROUPS SERVED** - All Students ↔ **SITES SERVED** - All Schools →

**GOAL**  
**#1.6**

**STATE PRIORITIES:**  
1. Basic Services 5. Engagement  
2. Academic Standards 6. School Climate  
3. Parent Involvement 7. Course Access  
4. Achievement 8. Other Outcomes

**INCREASE COLLEGE & CAREER READINESS**

**METRICS & OUTCOMES 2014-15**

**IMPROVE CAHSEE PASS RATES**

ELA **↑ 79%**  
Math **↑ 79%**

**INCREASE GRADUATION COHORT RATES**

**↑ 87%**

**DECREASE DROPOUT COHORT RATES**

High School **↓ 8.5%**  
Middle School **↓ .4%**

**INCREASE A-G COURSE COMPLETION RATES**

**↑ 30%**

← **GROUPS SERVED** - All Students → **SITES SERVED** - Middle/High Schools →

**METRICS & OUTCOMES 2014-15**

**IMPROVE EAP COLLEGE READINESS**

ELA **↑ 16%**  
Math **↑ 6%**

**DECREASE A-G COMPLETION SUBGROUP GAP**

A-G **↓ 4.5%**  
SED **↓ 30%**

**INCREASE CTE SEQUENCE COMPLETION**

Participation **↑ 50%**  
Concentrator **↑ 47%**  
Attainment **↑ 17%**

**INCREASE AP PASS RATE**

**↑ 41%**

← **GROUPS SERVED** - All Students → **SITES SERVED** - Middle/High Schools →

**GOAL**  
**#1.7**

**STATE PRIORITIES:**  
1. Basic Services 5. Engagement  
2. Academic Standards 6. School Climate  
3. Parent Involvement 7. Course Access  
4. Achievement 8. Other Outcomes

**INCREASE ACCESS TO TECHNOLOGY**

**METRICS & OUTCOMES 2014-15**

**ESTABLISH DAELE 2.1 CLASSROOM BASELINE**

Set Baseline

**INCREASE CLASSROOM TECHNOLOGY DEVICES**

+5%

**GROUPS SERVED** - All Students

**SITES SERVED** - All Schools

**GOAL**  
**#2**

**STATE PRIORITIES:**  
1. Basic Services 5. Engagement  
2. Academic Standards 6. School Climate  
3. Parent Involvement 7. Course Access  
4. Achievement 8. Other Outcomes

**INCREASE PARENT & COMMUNITY COLLABORATION**

**METRICS & OUTCOMES 2014-15**

**ESTABLISH PARENT INVOLVEMENT DATA BASELINE**

Set Baseline

**ESTABLISH COMMUNITY PARTNERSHIPS BASELINE**

Set Baseline

**IMPROVE ATTENDANCE RATES**

94.56%

**GROUPS SERVED** - All Students

**SITES SERVED** - All Schools

**METRICS & OUTCOMES 2014-15**

**DECREASE TRUANCY RATE**

24.52%

**DECREASE CHRONIC ABSENTEEISM RATE**

**GROUPS SERVED** - All Students

**SITES SERVED** - All Schools

**GOAL #3**

STATE PRIORITIES:  
1. Basic Services 5. Engagement  
2. Academic Standards 6. School Climate  
3. Parent Involvement 7. Course Access  
4. Achievement 8. Other Outcomes

**HEALTHY & SAFE LEARNING ENVIRONMENT**

**METRICS & OUTCOMES 2014-15**

<p><b>DECREASE SUBGROUP SUSPENSIONS &amp; EXPULSIONS</b></p>	<p><b>DISTRICT-WIDE BASELINE SURVEY MEASURING LEARNING ENVIRONMENT</b></p>	<p><b>ESTABLISH SPRIGEO BULLYING REPORT BASELINE</b></p>	<p><b>ESTABLISH SCHOOL DUDE WORK ORDERS BASELINE</b></p>
--	--	--	--

← **GROUPS SERVED** - All Students →
← **SITES SERVED** - All Schools →

**GOAL #4**

STATE PRIORITIES:  
1. Basic Services 5. Engagement  
2. Academic Standards 6. School Climate  
3. Parent Involvement 7. Course Access  
4. Achievement 8. Other Outcomes

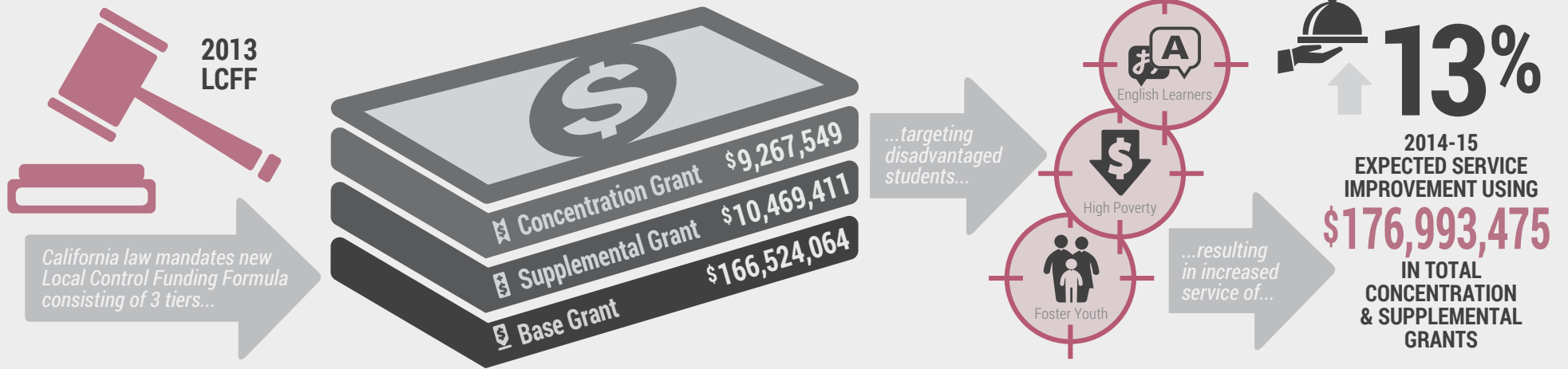
**ENSURE HIGHLY QUALIFIED STAFF**

**METRICS & OUTCOMES 2014-15**

<p><b>DECREASE MISASSIGNED TEACHERS</b></p>	<p><b>INCREASE YEAR 2/3/4 TEACHER RETENTION</b></p>	<p><b>INCREASE TEACHER COACHING</b></p>	<p><b>MAINTAIN HIGHLY QUALIFIED TEACHERS</b></p>
---	---	---	--






















← **GROUPS SERVED** - All Students →
← **SITES SERVED** - All Schools →

# 3. Actions, Services & Expenditures

















Goal	Action / Service - Year 1	Amount	Target	Funding Source
<b>INCREASED RIGOR &amp; STANDARDS ALIGNMENT</b>	1.1-1) Full <b>Common Core Curriculum</b> Implementation	\$0	All Students	<b>LCFF</b>
	1.1-2) <b>Special Education Teacher</b> on Special Assignment	\$200,000		
	1.1-3) <b>Hire NGSS TOSA</b> to support CCSS, NGSS & Career Tech Ed Coursework	\$100,000		
	1.1-4) <b>Extended School Year</b> (funds are allocated to schools based on unduplicated student count)	\$329,000		
	1.1-5) <b>Supplement Counseling</b> & Behavior Support to Middle Schools	\$20,000	ELL, Low Income, Foster Youth	<b>LCFF</b>
	1.1-6) Site & Centralized <b>Allocations</b> (funds allocated based on unduplicated student count)	\$4,600,541		
	1.1-7) Additional Elementary <b>Assistant Principals</b>	\$460,000		
	1.1-8) High School <b>Class Size Reduction</b> (Core Content Classes, from 29.5 to 28.5)	\$407,000		
	1.1-9) Four Additional <b>Middle School Counselors</b>	\$364,000		
	1.1-10) High School <b>Assistant Principals</b>	\$70,000		
	1.1-11) Middle School <b>Class Size Reduction</b> (Core Content Classes, from 29.5 to 28.5)	\$286,000		
	1.1-12) Hire Additional <b>Middle School Prevention Specialists</b>	\$235,000		
	1.1-13) Provide Additional <b>Math Coaches</b>	\$300,000		
	1.1-14) Provide <b>Additional Counselors</b> at Desert Hot Springs High School	\$125,000		
	1.1-15) <b>Full Day Kindergarten</b> (Year 1 Plan & Pilot Program)	\$5,000		

### 3. Actions, Services & Expenditures *(Continued)*







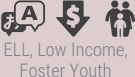




 Goal	 Action / Service - Year 1	 Amount	 Target	 Source
 <b>SUCCESS IN MATH</b>	1.2-1) Collaborative Lesson <b>Study Planning Time</b> 1.2-2) <b>Intervention Math</b> 1.2-3) Increase number of <b>highly qualified math teachers</b> 1.2-4) <b>Reduce Secondary Class Size</b>	\$3,000 \$0 \$25,000 \$500,000	 All Students 	<b>LGFF</b> 
 <b>INCREASE LITERACY IN ALL CONTENT AREAS</b>	1.3-1) <b>Professional Learning</b> Texts for Teachers 1.3-2) Supplemental <b>Literacy Support Materials</b> 1.3-3) RTI <b>Staffing Support</b> at Targeted Schools 1.3-4) Implement & support evidence-based <b>literacy program interventions</b> 1.3-5) <b>Common Core Professional Development</b> & Support 1.3-6) Provide & Support <b>Early Reading Assessment</b> & Data Support System 1.3-7) <b>Reading Coach</b> / Intervention Specialist	\$20,000 \$100,000 \$290,000 \$300,000 \$300,000 \$40,000 \$300,000	 All Students  	<b>LGFF</b>  <b>LGFF</b>
 <b>INCREASE ENGLISH LEARNER ACHIEVEMENT</b>	1.4-1) <b>EL Targeted Support</b> at Secondary Schools 1.4-2) Support with <b>Assessments for ELL Students</b> 1.4-3) Develop & implement a more consistent process to <b>identify &amp; support long-term ELL students</b> 1.4-4) Research, develop, & implement <b>dual immersion program</b> at a targeted pilot elementary school site 1.4-5) Identify & implement <b>improved communication about reclassification</b> process & criteria for ELL programs 1.4-6) Targeted <b>academic counseling</b> to support ELL students 1.4-7) Fully implement <b>English Language Development Framework</b>	\$110,000 \$30,000 \$10,000 \$5,000 \$0 \$0 \$0	 English Language Learners 	<b>LGFF</b> 
 <b>INCREASE ENRICHMENT OPPORTUNITIES</b>	1.5-1) <b>Arts Programs</b> (Facilitated by Arts Program Coordinator) 1.5-2) Develop & Implement Elementary Instructional <b>Music Program</b> (Planning & Development, funds allocated based on unduplicated student count) 1.5-3) Increase the number of <b>ELL Students in AP Spanish Classes</b>	\$220,000 \$5,000 \$0	 All Students 	<b>LGFF</b> <b>LGFF</b>



### 3. Actions, Services & Expenditures *(Continued)*

 Goal	 Action / Service - Year 1	 Amount	 Target	 Source
 <b>INCREASE COLLEGE &amp; CAREER READINESS</b>	1.6-1) <b>Communicate with parents</b> about student progress & program options 1.6-2) <b>Linked Learning &amp; Career Tech Ed</b> 1.6-3) <b>Build common understanding of college &amp; career readiness</b> (with all key stakeholders) 1.6-4) Increase % students completing <b>Expository Reading &amp; Writing Course</b> 1.6-5) Four <b>Work Based Learning FTEs</b>	\$0 \$790,000 \$30,000 \$0 \$400,000	 All Students 	<b>LCFF</b>  <b>LCFF</b>
 <b>INCREASE ACCESS TO TECHNOLOGY</b>	1.7-1) <b>Technology, equipment &amp; software roll-out</b> (prioritizing high need students / schools, funds allocated based on unduplicated student count) 1.7-2) <b>Technology Professional Development</b> for Staff 1.7-3) <b>Ensure technology access</b> to all students (infrastructure, equipment, software, & licensing)	\$1,000,000 \$0 \$0	 All Students 	<b>LCFF</b>  <b>LCFF</b>
 <b>INCREASE PARENT &amp; COMMUNITY COLLABORATION</b>	2-1) <b>Increase communication with parents</b> about academic progress, student results, parents rights & opportunities for involvement 2-2) Implement strategies to <b>make schools welcoming</b> & engaging parents 2-3) <b>Increase website accessibility</b> & use/relevance for parents & community 2-4) <b>Parent Outreach Coordinator</b> 2-5) Identify 2-3 sites with <b>most successful parent engagement programs</b> & practices, replicating & expanding across school sites 2-6) Identify & implement <b>staff &amp; faculty professional development</b> 2-7) Identify & <b>support Foster Students</b> throughout District	\$0 \$0 \$0 \$190,000 \$0 \$0 \$0	 ELL, Low Income, Foster Youth 	<b>LCFF</b>  <b>LCFF</b>
 <b>HEALTHY &amp; SAFE LEARNING ENVIRONMENT</b>	3-1) Play Works <b>Structured Recess</b> (targeted schools) 3-2) <b>Campus Safety &amp; Security</b> (security cameras, lighting, name badges) 3-3) Increase <b>School Resource Officer Visibility</b> 3-4) Improve/Update & communicate safety, emergency, <b>preparedness &amp; response plans</b> 3-5) Communicate <b>bullying prevention strategies</b> to community 3-6) Continue to provide professional development & <b>resources for Cyber Safety</b>	\$20,000 \$500,000 \$0 \$0 \$0 \$0	 All Students 	<b>LCFF</b>  <b>LCFF</b>

### 3. Actions, Services & Expenditures *(Continued)*

 Goal	 Action / Service - Year 1	 Amount	 Target	 Source
 <p><b>HEALTHY &amp; SAFE LEARNING ENVIRONMENT</b> <i>(continued...)</i></p>	3-7) Expand <b>Student Attendance Liaison Program</b> 3-8) Implement & Sustain <b>PBIS Model</b> 3-9) <b>Counseling at Elementary Schools</b> 3-10) <b>Mental Health Support</b> (30 groups at 10 schools) 3-11) <b>Increased Busing</b> for Middle School Students 3-12) Expand <b>Elementary PE Instruction</b>	\$0 \$15,000 \$150,000 \$97,175 \$220,000 \$0	 ELL, Low Income, Foster Youth 	<b>LCFF</b> 
 <p><b>HIGHLY QUALIFIED STAFF</b></p>	4-1) <b>Consulting Teachers</b> (Beginning Teacher Support & Assessment (BTSA) & Peer Assistance & Review Program (PAR) to new teachers) 4-2) Recruit & <b>retain highly qualified &amp; effective staff</b>	\$835,000 \$0	 All Students	<b>LCFF</b>

**Total 2014-15 LCAP Expenditures: \$ 14,006,716**



*This infographic provides a high-level summary only. For more specific details, please refer to the accompanying LCAP narrative plan.  
©2015 solutions@goboinfographics.com*

**Abbreviations:** AMAO (Annual Measurable Achievement Objectives), AP (Advanced Placement), BTSA (Beginning Teacher Support & Assessment), CAHSEE (California High School Exit Examination), CASSP (California Assessment of Student Performance and Progress), CCSS (Common Core State Standards), CTE (Career Technical Education), DAELE (Digital Advanced Educational Learning Environment), DELAC (District English Learner Advisory Council), EAP (Early Assessment Program), ELA (English-Language Arts), FTE (Full-Time Equivalent), GATE (Gifted And Talented Education), LCAP (Local Control Accountability Plan), LCFF (Local Control Funding Formula), NGSS (Next Generation Science Standards), PBIS (Positive Behavioral Interventions and Supports), PSUSD (Palm Springs Unified School District), RTI (Response to Intervention), SED (Severe Emotional Disability), TOSA (Teacher On Special Assignment).