



Local Control Accountability Plan


District Overview



8

SCHOOLS

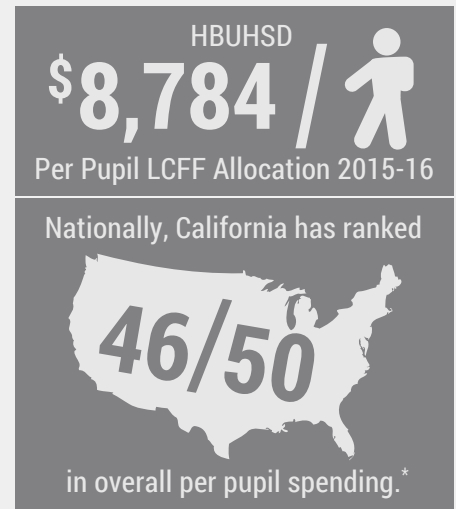

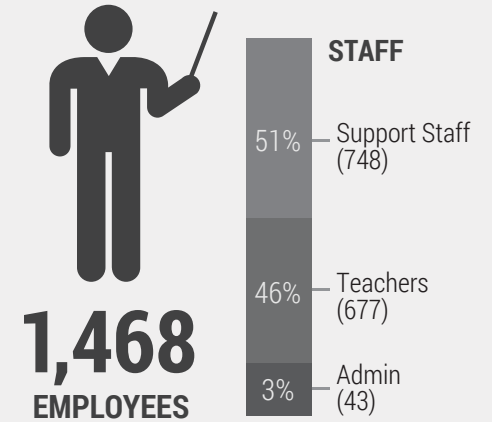
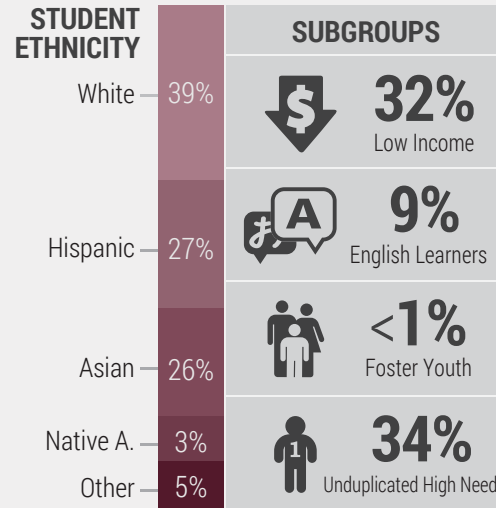
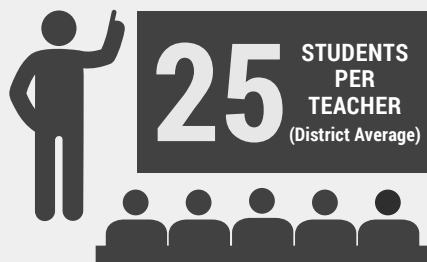
High School: 6
Adult / Alternative Ed: 2



16,048
STUDENTS



DISTINGUISHED
Schools



Huntington Beach Union High School District, 5832 Bolsa Ave., Huntington Beach, CA 92649; Phone: (714) 903-7000; Website: www.hbusd.edu; CDS# 3066548.

About This Data: The figures above represent the most recently reported public data available from the California Department of Education, ranging from 2012 to 2015. Some values may not match exactly due to rounding, reporting delays, or anomalies. *State rankings are based on 2012 data in the most recent 2015 Education Week Quality Counts Report Card.

LCAP Stakeholder Engagement


3
LCAP SURVEYS
Conducted


25
WORKSHOPS
Held


1,110+
COMMENTS
Received


1,200+
STAKEHOLDERS
Engaged


20
REVIEWS
Performed


4
BOARD MEETINGS
Convened



15+
GROUPS
Involved

Groups include:
Parents, Students,
Teachers, Staff,
Administrators, Cabinet,
Trustees, Community,
School Site Councils,
DELAC, District LCAP
Planning & Steering
Committees, EL Task
Force, Educational
Services Team.



Checklist of Items Shared:

- District Profile Data
- State Education Priorities
- LCAP & LCFF Overview
- School Site Plans
- College & Career Readiness Data



HBUHSD has informed, consulted, and involved school stakeholders in the process of creating the LCAP as summarized above. Communications to stakeholders includes:



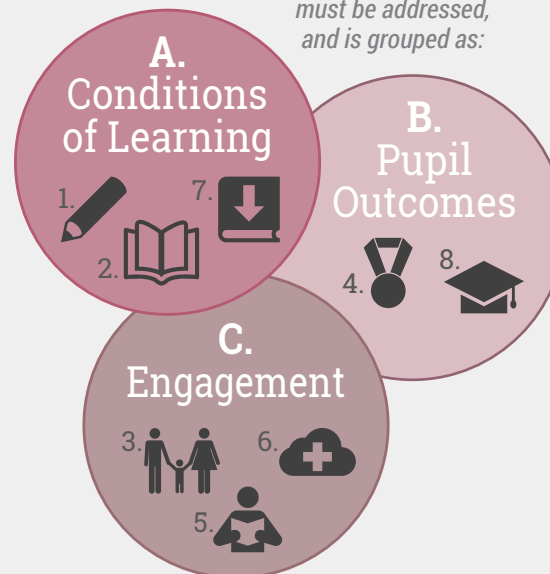
District web site, automated phone calls, email, meetings/forums, and mailings.

State Education Priorities




THE 8 STATE EDUCATION PRIORITIES

-  1. Basic Services
-  2. Academic Standards
-  3. Parent Involvement
-  4. Student Achievement
-  5. Student Engagement
-  6. School Climate
-  7. Course Access
-  8. Other Outcomes




Stakeholder input is aligned with California's Education Priorities...

 and combined with Top Local Priorities...

resulting in Annual Goals, Actions & Expenditures.

GOAL

#1



Increase student achievement & career readiness

SERVING THESE

STATE PRIORITIES










SUBGROUPS















SCHOOLS



EXPECTED 2016-17 MEASURABLE OUTCOMES

<p>1.1</p>  <p style="text-align: center;">INCREASE A-G REQUIREMENT COMPLETION</p> <p style="text-align: center; font-size: 24px; font-weight: bold;">+3%</p>	<p>1.2</p>  <p style="text-align: center;">INCREASE COLLEGE ENROLLMENT IMMEDIATELY AFTER HIGH SCHOOL</p> <p style="text-align: center; font-size: 24px; font-weight: bold;">+2%</p>	<p>1.3</p>  <p style="text-align: center;">DECREASE A-G REQUIREMENTS MISSING IN ONLY 1 SUBJECT AREA</p> <p style="text-align: center; font-size: 24px; font-weight: bold;">-10%</p>	<p>1.4</p>  <p style="text-align: center;">INCREASE COHORT GRADUATION RATE</p> <div style="display: flex; justify-content: space-around; font-size: 24px; font-weight: bold;"> +1% <small>All</small> +2% <small>SWD, LI, EL</small> </div>
<p>1.5</p>  <p style="text-align: center;">CONTINUE TO DECREASE CREDIT DEFICIENT SENIORS</p> <p style="text-align: center; font-size: 24px; font-weight: bold;">↓</p>	<p>1.6</p>  <p style="text-align: center;">INCREASE 11TH & 12TH GRADERS ENROLLED IN 1+ CTE COURSE</p> <p style="text-align: center; font-size: 24px; font-weight: bold;">+1%</p>	<p>1.7</p>  <p style="text-align: center;">SET CTE PATHWAY COURSE COMPLETION BASELINE</p> <p style="text-align: center; font-size: 24px; font-weight: bold;">↓ Set Baseline</p>	

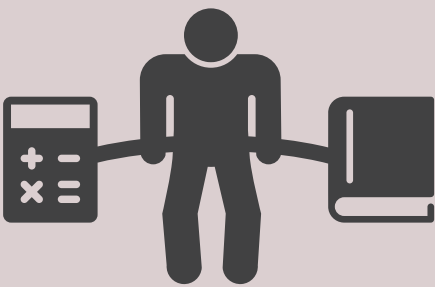
EXPECTED 2016-17 ACTIONS

 Goal #1	 Action / Service	 Target
1.1	Promote dual enrollment with community colleges	
1.2	Provide opportunities for student success in postsecondary programs & inform parents of those opportunities	 All Students
1.3	Implement college readiness tracking to inform parents & align students' interest to postsecondary goals	
1.4	Continue EL access to full range of college prep courses	 EL
1.5	Continue to dismantle barriers & provide higher level courses support	
1.6	Identify & counsel students with potential to succeed in rigorous courses	 All Students
1.7	Provide portal training for parents and students at each site	
1.8	Teachers use online resources to communicate academic progress to students & parents	
1.9	Opportunities for parents of SWD to participate in their child's education	 SWD
1.10	Ensure standards aligned first best instruction with frequent formative assessments to inform instruction	
1.11	Evaluate transcripts from non-HBUHSD schools so that students can be accurately placed & receive credits	 All Students
1.12	Continue to embed effective technology use in all curricular areas	
1.13	Provide extended time to maximize district/site resources	
1.14	Establish communication protocols & support for EL parents on student achievement & HS graduation	
1.15	Subject specific training for staff working with ELs	 English Learners
1.16	Increase availability, awareness & access to parent/family education programs for ELs	
1.17	Evaluate existing CTE elective courses & develop new offerings	 All Students
1.18	Develop sequenced pathways aligned to careers & STEM fields	
1.19	Continue transition services collaboration with Department of Rehabilitation for SWD	 SWD
1.20	Implement career pathways through CTE Incentive Grant program	
1.21	Implement OC STEM initiative activities	
1.22	Community partnerships support learning beyond the classroom	 All Students
1.23	Continue to increase A-G approved CTE courses	



GOAL

#2



Provide academic rigor with interventions & narrow achievement gap

SERVING THESE

STATE PRIORITIES

1. Basic Services

2. Academic Standards

3. Parent Involvement

4. Student Achievement

5. Student Engagement

6. School Climate

7. Course Access

8. Other Outcomes

SUBGROUPS

All Students

English Learners

High Poverty

Foster Youth

SCHOOLS




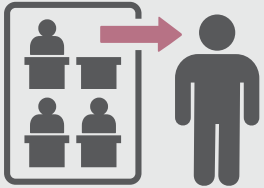

Elementary

Middle



















High

Alternative

EXPECTED 2016-17 MEASURABLE **OUTCOMES**

<p>2.1</p> <div style="text-align: center;"></div> <p style="text-align: center;">INCREASE ATTENDANCE RATES</p> <p style="text-align: center; font-size: 24px; font-weight: bold; color: #800000;">+ 0.2%</p>	<p>2.2</p> <div style="text-align: center;"></div> <p style="text-align: center;">MAINTAIN LOW CHRONIC ABSENTEEISM RATE</p> <p style="text-align: center; font-size: 24px; font-weight: bold; color: #800000;">= / ↓ 1%</p>	<p>2.3</p> <div style="text-align: center;"></div> <p style="text-align: center;">DECREASE COHORT DROPOUT RATE</p> <p style="text-align: center; font-size: 24px; font-weight: bold; color: #800000;">- 0.5%</p>
<p>2.4</p> <div style="text-align: center;"></div> <p style="text-align: center;">CONTINUE TO DECREASE STUDENTS TRANSFERRED TO OUTSIDE PROGRAMS</p> <p style="text-align: center; font-size: 24px; font-weight: bold; color: #800000;">↓</p>	<p>2.5</p> <div style="text-align: center;"></div> <p style="text-align: center;">DECREASE EL IDENTIFIED AS LTELs</p> <p style="text-align: center; font-size: 24px; font-weight: bold; color: #800000;">- 15%</p>	

EXPECTED 2016-17 ACTIONS

 Goal #2	 Action / Service	 Target
2.1	Continue AVID support	 All Students
2.2	Identify resources & implement summer academic support	
2.3	Provide district-wide PD to identify & monitor student success & implement systems of support	
2.4	Expand credit recovery options	
2.5	Evaluate EWS indicators & implement necessary changes	
2.6	Provide alternative settings within comprehensive site (i.e. Hybrid online learning classes)	All Students
2.7	Educational advisement for FY & their guardians	 Foster Youth
2.8	Continue Student Attendance Review Teams at each site	 All Students
2.9	Continue to increase parent awareness of drug & alcohol education & student wellness	
2.10	Support co-teaching teams through professional development	
2.11	Provide research-based interventions to help students develop affective & executive skills	 All Students
2.12	Use research-based math & reading interventions to close the achievement gap	
2.13	Continue Student Success Teams at each site	
2.14	Use Aeries to record student remediation plans	
2.15	Continue new teacher support through the Induction Program	
2.16	Identify & share cross-curricular strategies through teacher & facilitator collaboration	 EL
2.17	Math & English coaching for teachers at schools serving higher EL & LI populations	 Low Income
2.18	Expand facilitator skills with strategies that scaffold learning	 All Students
2.19	Training opportunities allow DELAC members to better understand their roles & responsibilities	 EL
2.20	Encourage parental participation in decision making (increase outreach efforts)	 All Students
2.21	Identify ELs on the threshold of becoming LTELs & provide interventions	 English Learners
2.22	Ensure sufficient rigor for EL students to meet annual objectives	
2.23	DELAC develops/revises District master plan of education program & services	
2.24	Monitor EL student quarterly academic progress	
2.25	Increase interpretation & translation services for families at school functions	
2.26	Ongoing EL Task Force implementation monitoring	
2.27	Focus PD on instructional strategies to support students in SDAIE instructional settings	
2.28	Educate LTEL families on the RFEP process & importance of redesignation	



GOAL

#3

Clean, safe, positive school climate

SERVING THESE

STATE PRIORITIES




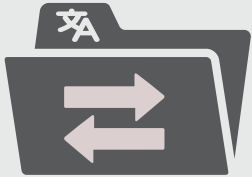




SUBGROUPS

SCHOOLS





EXPECTED 2016-17 MEASURABLE **OUTCOMES**

<p>3.1</p> <p style="text-align: center;">GATHER STUDENT INFORMATION ON SCHOOL ENVIRONMENT</p>	<p>3.2</p> <p style="text-align: center;">ALL SCHOOLS RECEIVE FACILITY RATING OF "GOOD"</p>	<p>3.3</p> <p style="text-align: center;">CONTINUE TO DECREASE OR MAINTAIN LOW SUSPENSION RATES</p> <p style="text-align: center; color: red; font-size: 24px;">= / ↓</p>	<p>3.4</p> <p style="text-align: center;">CONTINUE TO DECREASE OR MAINTAIN EXPULSION RATE</p> <p style="text-align: center; color: red; font-size: 24px;">= / ↓ 0.1%</p>
<p>3.5</p> <p style="text-align: center;">INCREASE SBAC ELA SCORES</p>	<p>3.6</p> <p style="text-align: center;">INCREASE SBAC MATH SCORES</p>	<p>3.7</p> <p style="text-align: center;">INCREASE EAP ELA COLLEGE READY SCORES</p>	<p>3.8</p> <p style="text-align: center;">INCREASE EAP MATH COLLEGE READY SCORES</p>
<p style="font-size: 24px; color: red;">+</p> 2% All, RFEP 3% LI 4% EL, SWD	<p style="font-size: 24px; color: red;">+</p> 4% All, RFEP, LI 5% EL 6% SWD	<p style="font-size: 24px; color: red;">+</p> 2% All, LI, RFEP 3% EL, SWD	<p style="font-size: 24px; color: red;">+</p> 3% All, LI, RFEP 4% EL, SWD

EXPECTED 2016-17 MEASURABLE OUTCOMES

<p>3.9</p>  <p>INCREASE AP EXAM PASS RATE</p>	<p>3.10</p>  <p>INCREASE 11TH & 12TH GRADE AP ENROLLMENT</p>	<p>3.11</p>  <p>INCREASE CELDT PROFICIENCY</p>	<p>3.12</p>  <p>INCREASE RECLASSIFICATION RATE</p>
<p>+1%</p>	<p>+1%</p>	<p>+3%</p>	<p>+2%</p>
<p>3.13</p>  <p>SET BASELINE FOR NEW SAT & CONTINUE TO INCREASE ACT PARTICIPATION</p>	<p>3.14</p>  <p>GATHER PARENT INFORMATION ON AWARENESS OF POSTSECONDARY OPTIONS</p>	<p>3.15</p>  <p>MAINTAIN ACCESS TO STANDARDS-ALIGNED TEXTBOOKS / INSTRUCTIONAL MATERIALS</p>	<p>3.16</p>  <p>DECREASE TEACHER MISASSIGNMENT RATE</p>
<p>↓ Set Baseline ↑</p>		<p>= 100%</p>	<p>-5%</p>

EXPECTED 2016-17 ACTIONS


 Goal #3	 Action / Service	 Target
3.1	Counseling, District Wellness Specialists, and other support staff will provide counseling services for students	 All Students ↓
3.2	Identify at-risk behaviors & trends using the CHKS	
3.3	Continue family outreach to communicate National Student Lunch Program benefits	
3.4	Provide financial, educational, & wellness resources, operational needs to ensure safe learning/working environment	
3.5	Improve digital literacy , social media & cyber citizenship understanding for students & parents	
3.6	Use parent groups to enhance stakeholder communication	
3.7	Continue to inform parents & students about open flow communication programs for campus safety concerns	
3.8	Strengthen relationships through positive customer service to encourage student & parent participation	
3.9	Appropriate textbooks/materials & enrollment in all required areas of study	

EXPECTED 2016-17 ACTIONS

Goal #3	Action / Service	Target
3.10	Ensure ELD & ELA framework implementation	EL
3.11	Professional development to develop 21st century skills	All Students
3.12	Research & implement digital instructional resources	All Students
3.13	English Learners have full access to rigorous core content & enrichment courses	EL
3.14	State Seal of Biliteracy for seniors who have attained proficiency in English & 1+ languages	All Students
3.15	Continue to support NGSS/STEM implementation with PD & appropriate resources	All Students
3.16	Continue to support high quality library services & resources for 21st Century readiness	All Students
3.17	Continue to identify essential State Standards to support struggling learners	Struggling Learners
3.18	Continue to evaluate & update technology infrastructure	All Students
3.19	Increase use of personal electronic devices to enhance learning	All Students
3.20	Monitor teacher assignments to ensure appropriate placement	All Students
3.21	Provide technological resources to support ELD/LEP instruction	EL & RFEP
3.22	Continue to increase teacher growth & retention through a competitive salary schedule	All Students
3.23	Expand hybrid-online classes to increase flexibility & access to a 21st century learning environment	All Students
3.24	Continue student, parent, counselor & guidance specialist collaboration to develop digital 4-yr education/career plan	All Students
3.25	Educate students on the process of accessing postsecondary programs	All Students
3.26	Provide EL career & college planning guidance	EL
3.27	Evaluate district support & intervention services & modify as needed	All Students

2016-17 EXPECTED SERVICE IMPROVEMENT





**GOAL
#1**



INCREASE STUDENT ACHIEVEMENT & CAREER READINESS

Goal in Progress



2015-16 Outcomes Description	Expected Outcomes	Actual Outcomes	Progress
1.1 - Increase graduates completing A-G requirements	+3% from 56%	61.85%	✓ ⌚ 🔍
1.2 - Increase college enrollment immediately after High School	+2% from 76%	76%	✓ ⌚ 🔍
1.3 - Set baseline for class of 2015 who enroll in Adult School Certification program	yes	5	✓ ⌚ 🔍
1.4 - Increase 11th & 12th graders enrolled in 1+ CTE course	+1% from 29%	30%	✓ ⌚ 🔍
1.5 - Increase class of 2015 graduation rates	+1% all / +2% SWD	94.2% all / 68.8% SWD	✓ ⌚ 🔍
1.6 - Set baseline for SBAC ELA & math achievement	yes	yes	✓ ⌚ 🔍
1.7 - Increase 3+ AP exam scores	+1% from 67%	69%	✓ ⌚ 🔍
1.8 - Decrease grads missing only 1 subject area A-G requirement	-10%	553	✓ ⌚ 🔍
1.9 - Set baseline for student participation in the ELA & Math EAP	yes	90.7% ELA/ 91.2% Math	✓ ⌚ 🔍
1.10 - Decrease credit deficient seniors as of June graduation date	304	228	✓ ⌚ 🔍
1.11 - Continue to increase students taking ACT	809	958	✓ ⌚ 🔍
1.12 - Continue to increase students taking SAT	1,977	1,921	✓ ⌚ 🔍



**GOAL
#2**




PROVIDE ACADEMIC RIGOR WITH INTERVENTIONS & NARROW ACHIEVEMENT GAP

Goal in Progress



2015-16 Outcomes Description	Expected Outcomes	Actual Outcomes	Progress
2.1 - Increase attendance rates	+0.2% from 95.6%	95.31%	✓ ⌚ 🔍
2.2 - Set chronic absenteeism baseline	yes	0.7%	✓ ⌚ 🔍
2.3 - Decrease drop-out rates	+0.5% from 2.3%	2.5%	✓ ⌚ 🔍
2.4 - Increase EL reclassification rate	+2% from 10%	15.7%	✓ ⌚ 🔍
2.5 - Increase EL CELDT proficiency (>5 yrs)	+3% from 54.7%	59.2%	✓ ⌚ 🔍
2.6 - Increase EL CELDT proficiency (<5 yrs)	+3% from 32.1%	29.2%	✓ ⌚ 🔍

2015-16 Outcomes Description (Goal #2 continued)	Expected Outcomes	Actual Outcomes	Progress
2.7 - Increase 11th & 12th graders enrolled in 1+ AP course	+1% from 37%	40%	✓
2.8 - Increase 10th grader proficient on CAHSEE ELA & math	+2%	suspended	✓
2.9 - Set baseline of students transferred to programs outside HBUHSD	yes	133	✓
2.10 - Increase parents electronically accessing their student's academic progress	29%	48%	✓



**GOAL
#3**



CLEAN, SAFE & POSITIVE CLIMATE

Goal in Progress



2015-16 Outcomes Description	Expected Outcomes	Actual Outcomes	Progress
3.1 - Decrease / maintain low suspensions below County/State averages	2.8%	1.8%	✓
3.2 - Decrease / maintain low expulsions below County/State averages	0.1%	0.1%	✓
3.3 - Set truancy rate baseline	yes	34%	✓
3.4 - All schools rate 'Good' on their SARCs	yes	yes	✓
3.5 - Teachers participate in Common Core PD	100% by 2016-17	no data	✓
3.6 - Set baseline for number of students receiving district counseling services	yes	200	✓
3.7 - Student survey addressing school safety & connectedness	yes	yes	✓
3.8 - Maintain student access to standards-aligned instructional materials	100%	100%	✓
3.9 - Decrease teacher misassignment rate	-5%	37	✓
3.10 - Conduct a Parent Forum at WHS	yes	yes	✓

Abbreviations: AP (Advanced Placement), AVID (Advancement Via Individual Determination), CAHSEE (California High School Exit Examination), CDE (California Department of Education), CELDT (California English Language Development Test), CHKS (California Healthy Kids Survey), CTE (Career Technical Education), DELAC (District English Learner Advisory Council), EAP (Early Assessment Program), EL (English Learner), ELA (English-Language Arts), ELD (English Language Development), EWS (Early Warning System), FY (Foster Youth), HBUHSD (Huntington Beach Union High School District), HS (High School), LCAP (Local Control Accountability Plan), LCF (Local Control Funding Formula), LEP (Limited English Proficient), LI (Low Income), LTEL (Long Term English Learners), NGSS (Next Generation Science Standards), OC (Orange County), PD (Professional Development), PTSA (Parent Teacher Student Association), PTSO (Parent Teacher Student Organization), RFEP (Reclassified Fluent English Proficient), SARC (School Accountability Report Card), SBAC (Smarter Balanced Assessment Consortium), STEM (Science, Technology, Engineering, & Math), SWD (Students With Disabilities), UDL (Universal Design for Learning).

Legend	
- Decrease	✓ - Completed
- Increase BY	- Progress Made
- Decrease BY	- Investigate Further
- Maintain / Decrease	- Maintain
- Set Baseline	

This infographic provides a high-level summary only. For more specific details, please refer to the accompanying 86 page LCAP narrative plan.

