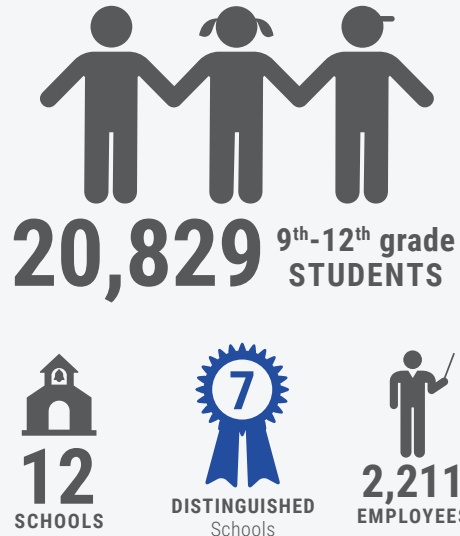


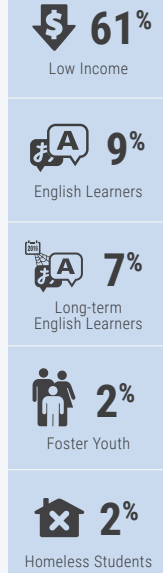
# Local Control and Accountability Plan



## DISTRICT STORY



### STUDENT GROUPS



### College Readiness and Career Pathways

AVUHSD fosters college and career readiness through comprehensive education. For college, it provides A-G courses meeting UC and CSU admission requirements. For careers, we offer specialized Academies and Pathways in fields like agriculture, biomedical science, and engineering, equipping students with practical skills for the workforce.

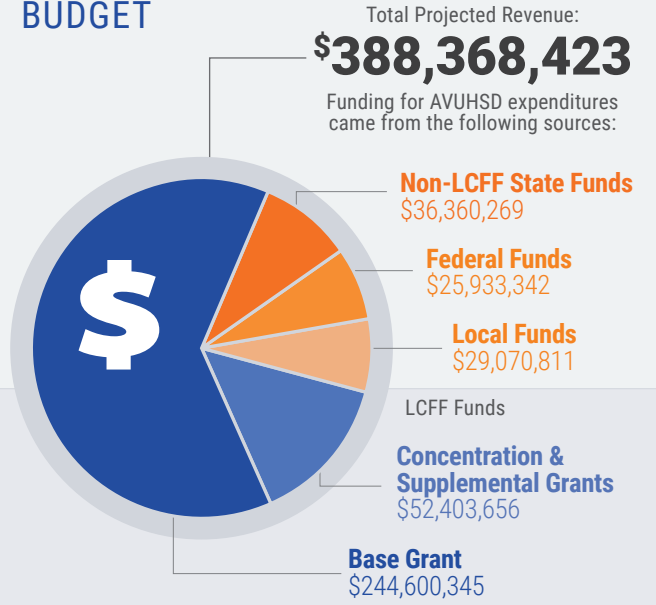
### Commitment to Equity

AVUHSD is dedicated to ensuring all students have equitable access to high-quality education, embodying the motto "Every Student. Every Need. Every Story."

### Inclusive Learning Environment

AVUHSD supports students with unique needs through programs like English Language Development, Independent Study, and SPED classes, fostering an inclusive educational environment.

## BUDGET



## BROAD GOAL #1 INVESTING \$12,675,346



### College & Career Readiness


#### HIGHLIGHTED OUTCOME TARGETS

	INCREASE A-G COMPLETION RATE	<b>↑ 50%</b>
	INCREASE 11TH GRADERS PREPARED FOR COLLEGE (per EAP)	<b>↑ 50%</b> Math & ELA
	INCREASE STUDENTS EARNING STATE SEAL OF BILITERACY	<b>↑ 15%</b>

#### HIGHLIGHTED ACTIONS AND EXPENDITURES

1.5 - Administer NWEA Map assessments to guide targeted interventions.	<b>\$322,628</b>
1.14 - Provide teacher training on literacy and math instruction.	<b>\$103,878</b>
1.17 - Offer professional development on EL support strategies and culturally responsive teaching.	<b>\$103,878</b>

## BROAD GOAL #2 INVESTING \$38,998,884



### Modern Learning Environment

#### HIGHLIGHTED OUTCOME TARGETS

	INCREASE AP EXAMS TAKEN	<b>↑ 6,000</b>
	INCREASE GRADUATION RATE	<b>↑ 90%</b>
	INCREASE STUDENTS EARNING GOLDEN STATE SEAL MERIT DIPLOMA	<b>↑ 25%</b>

#### HIGHLIGHTED ACTIONS AND EXPENDITURES

2.3 - Offer teacher training to better support EL, FY, and LI students.	<b>\$1,523,867</b>
2.7 - Increase CTE course access and participation for EL, FY, and LI students.	<b>\$8,982,859</b>
2.16 - Implement personalized academic counseling and interventions to support at-risk students' graduation goals.	<b>\$133,878</b>

# Local Control and Accountability Plan



**BROAD GOAL #3** INVESTING \$179,386,781

**Positive School Culture**

HIGHLIGHTED OUTCOME TARGETS		
	INCREASE ATTENDANCE RATE	↑ 92%
	REDUCE SUSPENSION RATE	↓ 5%
	MAINTAIN ALL SCHOOL FACILITIES IN GOOD REPAIR (per FIT Report)	↑ 100%
HIGHLIGHTED ACTIONS AND EXPENDITURES		
3.6 - Implement tiered interventions to improve attendance and reduce truancy.		\$2,064,927
3.10 - Provide mentoring and monitor school climate to support EL, FY, and LI students.		\$6,147,150
3.15 - Implement MTSS to provide tiered interventions for EL, FY, and LI students' holistic development.		\$760,980

**BROAD GOAL #4** INVESTING \$3,996,678

**Community Partnerships & Communication**

HIGHLIGHTED OUTCOME TARGETS		
	INCREASE PARENTS PARTICIPATING IN DECISION MAKING ACTIVITIES	↑ 50%
	INCREASE PARENTS PARTICIPATING IN PROGRAMS FOR UNDUPLICATED STUDENTS	↑ 50%
	INCREASE POSITIVE PARENT SURVEY RESPONSES "The school provides my student with resources to be successful"	↑ 95% agree
HIGHLIGHTED ACTIONS AND EXPENDITURES		
4.1 - Maintain PowerSchool for timely communication of student information.		\$280,000
4.6 - Coordinate with various partners to offer parent workshops, supporting increased participation in AP, CTE, and AVID.		\$514,998
4.7 - Enhance communication strategies to boost EL, FY, and LI student engagement.		\$1,069,257

**FOCUS GOAL #5** INVESTING \$83,192,238

BASE funded

**Equitable Access for Students with Disabilities**

HIGHLIGHTED OUTCOME TARGETS		
	INCREASE A-G COMPLETION RATE FOR STUDENTS WITH DISABILITIES	↑ 8.8%
	INCREASE GRADUATION RATE FOR STUDENTS WITH DISABILITIES	↑ 71.4%
	REDUCE SUSPENSION RATE FOR STUDENTS WITH DISABILITIES	↓ 5%
HIGHLIGHTED ACTIONS AND EXPENDITURES		
5.1 - Increase access to Least Restrictive Environment through additional support and training.		\$31,392,846
5.2 - Increase support staff to ensure equitable access in general education courses.		\$36,712,015
5.3 - Provide resources and support for Special Education program requirements.		\$9,328,212

**FOCUS GOAL #6** INVESTING \$2,436,793

EQUITY MULTIPLIER

**Targeted Support**  
Desert Winds, Phoenix, and R. Rex Parris High Schools

HIGHLIGHTED OUTCOME TARGETS		
	IMPROVE PERFORMANCE ON ELA CAASPP (measured as pts from standard)	↑ -120 Desert Winds HS ↑ -90.4 R. Rex Parris HS
	IMPROVE PERFORMANCE ON MATH CAASPP (measured as pts from standard)	↑ -205 Desert Winds HS ↑ -180 R. Rex Parris HS
HIGHLIGHTED ACTIONS AND EXPENDITURES		
6.1 - Provide comprehensive support services to improve academic performance.		487,359
6.2 - Implement college and career readiness programs at equity multiplier sites.		\$487,359
6.3 - Implement personalized counseling at equity multiplier sites to support at-risk students' graduation goals.		\$487,359

