


# Local Control and Accountability Plan



## DISTRICT STORY



**2,438** TK-12 STUDENTS  
(2018-19 Enrollment)



**7** SCHOOLS



**5** DISTINGUISHED Schools



**260** EMPLOYEES

### STUDENT GROUPS



**71%**  
Low Income



**14%**  
English Learners



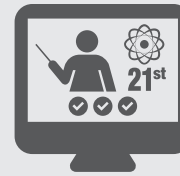
**<1%**  
Foster Youth



**73%**  
High Need

## Innovation & Continuous Learning

We embrace innovation and continuously strive to learn and improve




## Meeting the Needs of All Students

Independent Study, blended learning, Virtual Academy, & traditional options prepare students to graduate college & career ready

## District Mission


To educate, inspire, and prepare all students by creating innovative learning environments where students can thrive academically, contribute to society, & lead healthy, purposeful lives



## BUDGET

General Fund Expenditures:  
**\$29,206,461**

General Fund expenditures are broken down into the following categories:



LCAP Expenditures:  
**\$5,045,912**

Specified LCAP expenditures make up **17%** of General Fund expenditures.

## GOAL

**#1**

INVESTING  
**\$3,648,087**



## College & Career Readiness

### HIGHLIGHTED OUTCOMES & METRICS

	INCREASE A-G COMPLETION RATE	<b>↑ 47%</b>
	INCREASE CTE PATHWAY COMPLETION RATE	<b>↑ 20%</b>
	INCREASE STUDENTS DETERMINED COLLEGE READY ON MATH & ELA EAP	<b>↑ 65%</b> ELA <b>45%</b> Math
	INCREASE STUDENTS SCORING 3 OR HIGHER ON THE AP EXAM	<b>↑ 75%</b>
	INCREASE ENGLISH LEARNER RECLASSIFICATION RATE	<b>↑ 15%</b>

### HIGHLIGHTED ACTIONS, EXPENDITURES & TARGETS

1.2 - Promote student achievement & standards mastery by ensuring small class sizes of 24:1 for TK-3rd grade	<b>\$207,587</b>	
1.3 - 11 additional teachers to support smaller class sizes for 4th-12th grades	<b>\$1,380,928</b>	
1.11 - Maintain District-Wide English Learner Coordinator to monitor District English Learners & provide professional learning and parent education	<b>\$65,585</b>	
1.16 - Provide extra support and monitoring of students through intervention opportunities	<b>\$648,310</b>	
1.17 - Expand the AVID program at BBHS	<b>\$30,000</b>	
1.25 - Bi-lingual aides to provide additional EL support in classrooms	<b>\$51,884</b>	
1.29 - Provide intervention support for SWD	<b>\$20,000</b>	



# Local Control and Accountability Plan



**GOAL #2** INVESTING \$537,346

**Safe & Connected Learning Environments**

HIGHLIGHTED OUTCOMES & METRICS		
	MAINTAIN APPROPRIATELY ASSIGNED & CREDENTIALLED TEACHERS	= 100%
	MAINTAIN STANDARDS ALIGNED MATERIALS	= 100%
	MAINTAIN LOW CLASS SIZES (TK-3)	=/↓ 24:1 Student to Teacher Ratio
	INCREASE EACH SITE'S FIT FACILITY RATING	+ 1% If current rating > 84% + 2% If current rating < 85%
	MAINTAIN LOW SUSPENSION & EXPULSION RATES	=/↓ 2% Suspensions 0% Expulsions

HIGHLIGHTED ACTIONS, EXPENDITURES & TARGETS		
2.2 - Maintain safety assistant positions at Big Bear High School	\$181,603	EL
2.4 - Fund student activity days addressing tolerance, bullying & inclusion	\$5,300	FY
2.5 - Provide access to food cards, gas cards, clothing, shoes, hygiene products & school supplies	\$1,000	LI
2.6 - Fund Health Aides at each school site	\$68,348	
2.8 - Continue to implement Restorative Justice program & training	\$10,000	
2.9 - Hire a School Resource Officer to help promote a safe and positive culture on school sites	\$217,000	
2.11 - Fund flexible seating options to meet needs of Students with Disabilities	\$5,000	SWD

**GOAL #3** INVESTING \$860,481

**Increase Student Engagement**

HIGHLIGHTED OUTCOMES & METRICS		
	MAINTAIN LOW MS & HS DROPOUT RATES	=/↓ 0% Middle School 0.4% High School
	INCREASE GRADUATION RATE	↑ 95%
	INCREASE ATTENDANCE RATE	↑ 96%
	DECREASE CHRONIC ABSENTEEISM	↓ 11.9%
	INCREASE LCAP SURVEY RESPONSE RATES	+ 5%

HIGHLIGHTED ACTIONS, EXPENDITURES & TARGETS		
3.2 - Provide classroom instructional technology and 1:1 student to technology ratio	\$218,884	EL
3.3 - Offer Science, Technology, Engineering, and Math (STEM) opportunities at every site	\$55,000	FY
3.4 - CTE classes to build college and career pathways	\$145,642	LI
3.5 - Provide Principles of Engineering class that facilitates hands-on experiences in the fields of Physics & Math	\$3,000	
3.6 - Expand college & career awareness through college field trips & career fairs	\$5,000	
3.7 - Offer enrichment opportunities and Math & ELA interventions	\$20,902	

