


Local Control & Accountability Plan Summary

DISTRICT STORY



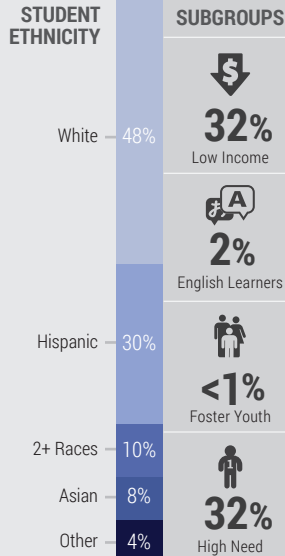
1,489 TK-12th STUDENTS



1 SCHOOL



154 EMPLOYEES



Stimulate & Support Independent Learning

Use the power of a flexible learning environment, technology, & individualized support to empower students to be self-motivated & competent life-long learners



CTE & AVID Courses

Business & Information Technology CTE pathways & 7th-10th grade AVID courses offered

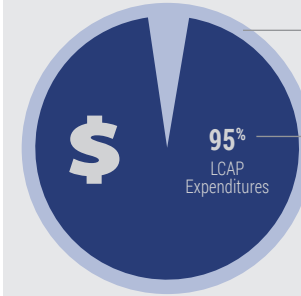


School Mission

Create a diverse & individualized learning environment that supports every student & strengthens relationships between families, programs, authorizers, & the community



BUDGET



General Fund Expenditures:
\$9,597,856

LCAP Expenditures:
\$9,104,141

LCFF Revenues:
\$9,397,312
(Totals Budgeted for 2018-19 LCAP year)

Additional Expenditures Not Specified in the LCAP:

- Insurances, rent, consultants, accounting fees, legal services, & other operating expenses

\$493,715

LCAP HIGHLIGHTS

GOAL #1



Increase Academic Achievement

Highlighted Outcomes



STUDENT ACADEMIC PERFORMANCE EVALUATION



100% ACCESS TO MATERIALS/ LEARNING EXPERIENCES

GOAL #2



Promote High Attendance & Positive School Climate

Highlighted Outcomes




PROVIDE CREDIT RECOVERY OPTIONS



MAINTAIN HIGHLY QUALIFIED TEACHERS & CLASSIFIED STAFF

GOAL #3



Increase Family & Community Engagement

Highlighted Outcomes



ENSURE MEANINGFUL & TRANSPARENT COMMUNICATION



PROVIDE EL MASTER PLAN TRAINING

GOAL #4



Ensure Students are on Track to Graduate

Highlighted Outcomes



PROVIDE COLLEGE & CAREER READINESS PROGRAMS



TECHNICAL EDUCATION & CAREER PATHWAY OPPORTUNITIES



Local Control & Accountability Plan Summary

2018-19

California Pacific Charter School

Page 2 of 2



GREATEST PROGRESS

**Maintained
Low
Suspension
Rate**



Indicator: California School Dashboard



Status: Very Low
Change: Maintained



**Increased SWD
Math CAASP
Performance**

Indicator
+6.2%



Local Metric

Planned Actions to Maintain Progress:

- 1.6 - Instructional strategies to help students become creative & complex thinkers, effective communicators, community participants, & independent learners
- 2.1 - Focus on positive school climate & student engagement

GREATEST NEEDS



**Improve
Math CAASP
Performance**

Indicator: California School Dashboard



Status: Low
Change: Maintained

**Improve
ELA CAASP
Performance**



Indicator: California School Dashboard



Status: Low
Change: Declined

Planned Actions to Address Needs:

- 1.1 - Evaluate student academic performance levels on local assessments & provide targeted interventions
- 1.2 - Monitor LI, EL, FY, & SWD students for state & local assessment proficiency
- 1.4 - Professional development on rubric creation & using academic achievement data to inform instruction

PROGRESS GAPS

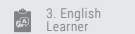
Subgroup
in Need:




State
Indicators:



2. Suspension Rate



3. English Learner




4. Graduation Rate



5. College/Career Readiness



6. ELA Assessment



7. Math Assessment

Hispanic

English Learners

Low Income

African American

Homeless

Asian

SWD

Foster Youth

No Performance Gaps Exist



Planned Actions to Address Performance Gaps:

- 4.2 - Monitor students transitioning from middle to high school to keep them on-track for graduation
- 4.3 - High-quality instruction & curriculum that promotes college & career readiness
- 4.4 - Maintain school-wide or elective AVID classes

INCREASED OR IMPROVED SERVICES



**Teacher & Staff PD
on EL Master Plan**

for English Learners



**Translate Parent Notices,
Reports, etc. as Needed**

for English Learners



**College & Career
Readiness Program**

for



**Ensure Intensive Exam
Preparation Opportunities**

for

