


Local Control and Accountability Plan

SCHOOL STORY



5,700 TK-12th grade STUDENTS

FULLY ACCREDITED BY



Western Association of Schools and Colleges



279
EMPLOYEES

STUDENT GROUPS



76%
Low Income



8%
English Learners



<1%
Foster Youth



77%
High Need

Mission Statement

California Virtual Academy at Los Angeles is dedicated to achieving academic growth while cultivating social and emotional competence for all students.



B.E.A.R Expectations



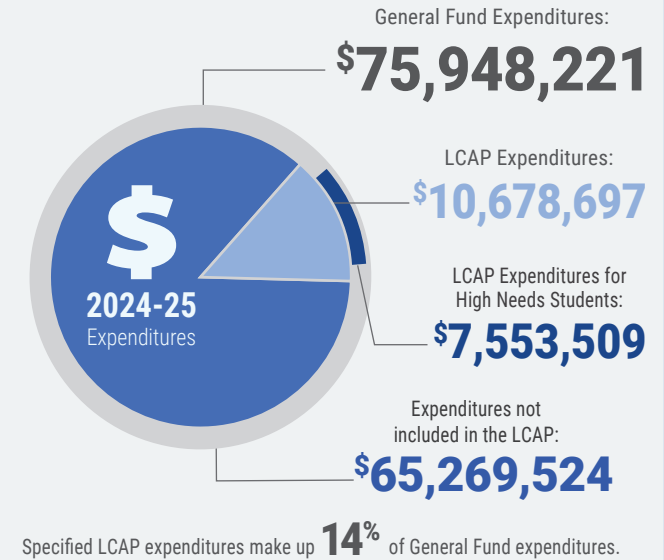
- Be Responsible
- Engage in Your Learning
- Aim for Success
- Respect All

Our Promise

Where every student can Engage, Connect, and Grow!



BUDGET






BROAD GOAL #1 INVESTING \$4,390,903



Boost Student Achievement


HIGHLIGHTED OUTCOME TARGETS

	IMPROVE CAASPP ELA PERFORMANCE (measured as distance from standard)	↑ -13
	IMPROVE CAASPP MATH PERFORMANCE (measured as distance from standard)	↑ -50
	IMPROVE COLLEGE/ CAREER INDICATOR	↑ 40%

HIGHLIGHTED ACTIONS & EXPENDITURES




1.1 - Focus professional development on PLCs, data, and SEL.	\$248,059
1.3 - Provide ELD programs, support, and bilingual family engagement.	\$925,366
1.5 - Expand CTE programs with career readiness and work-based hands-on learning.	\$1,003,315

MAINTENANCE GOAL #2 INVESTING \$781,293



Safe & Inclusive Learning Environments

HIGHLIGHTED OUTCOME TARGETS

	MAINTAIN SUSPENSION RATE	= 0%
	MAINTAIN EXPULSION RATE	= 0%
	IMPROVE STUDENT PERCEPTION OF SCHOOL SAFETY & CONNECTEDNESS	↑

HIGHLIGHTED ACTIONS & EXPENDITURES

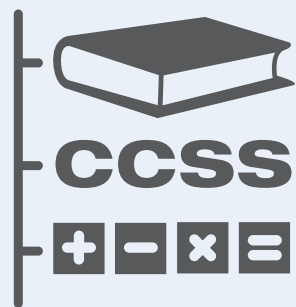
2.1 - Provide families with interpreter and translation services.	\$31,088
2.2 - Engage families and provide extracurriculars to support academic success.	\$314,549
2.5 - Foster supportive relationships, build resilience, and provide SEL and trauma support.	\$435,656

Local Control and Accountability Plan

MAINTENANCE
GOAL



#3

INVESTING
\$3,334,001



Ensure Access to
Standards-Aligned Curriculum

HIGHLIGHTED OUTCOME TARGETS ⁺*

	MAINTAIN APPROPRIATELY CREDENTIALLED AND ASSIGNED TEACHERS	= 100%
	MAINTAIN ACCESS TO STANDARDS ALIGNED MATERIALS	= 100%
	REDUCE % OF NEW TEACHER HIRES	↓ 10%


HIGHLIGHTED ACTIONS & EXPENDITURES ⁺*

3.3 - Ensure equity, data-driven decisions, MTSS, and "a-g" alignment.	\$1,056,490
3.4 - Employ Curriculum Specialists to align curriculum standards and ensure equity.	\$517,995
3.6 - Provide new teachers and leaders with training, mentorship, and support.	\$156,048

FOCUS
GOAL




#4

INVESTING
\$878,163



Decrease
Chronic Absenteeism

HIGHLIGHTED OUTCOME TARGETS ⁺*

	INCREASE ATTENDANCE RATE	↑
	REDUCE CHRONIC ABSENTEEISM RATE	↓
	REDUCE HIGH SCHOOL DROPOUT RATE	↓

HIGHLIGHTED ACTIONS & EXPENDITURES ⁺*

4.1 - Provide resources and support to help students and families overcome enrollment challenges and improve school engagement.	\$878,163
4.2 - Ensure students complete work and attend daily online classes, with teachers offering extra support as needed.	N/C

FOCUS
GOAL




#5

INVESTING
\$1,294,340



Boost Graduation Rate

HIGHLIGHTED OUTCOME TARGETS ⁺*

	INCREASE GRADUATION RATE	↑
	INCREASE % OF CREDIT SUFFICIENT STUDENTS	↑
	INCREASE % OF STUDENTS COMPLETING A-G REQUIREMENTS	↑

HIGHLIGHTED ACTIONS & EXPENDITURES ⁺*

5.1 - Evaluate non-U.S. transcripts for accurate placement and credit.	\$2,052
5.3 - Increase math and English course offerings to support prevent credit deficiencies.	\$385,632
5.4 - Increase A-G graduates through counseling, workshops, and AP access.	\$146,362

