


Local Control & Accountability Plan Summary

2018-19
Community Collaborative CS
Page 1 of 2



DISTRICT STORY



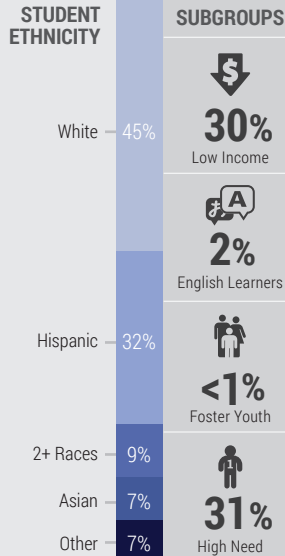
2,030 TK-12th STUDENTS



1 SCHOOL



162 EMPLOYEES



Stimulate & Support Independent Learning

Use the power of a flexible learning environment, technology, & individualized support to empower students to be self-motivated & competent life-long learners.



CTE & AVID Courses

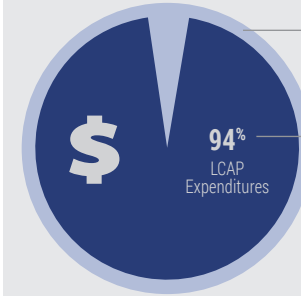
Business & Information Technology CTE pathways & 7th-10th grade AVID courses offered.

School Mission

Create a diverse & individualized learning environment that supports every student & strengthens relationships between families, programs, authorizers, & the community



BUDGET



General Fund Expenditures:
\$5,789,371

LCAP Expenditures:
\$5,440,347

LCFF Revenues:
\$5,747,840
(Totals Budgeted for 2018-19 LCAP year)

Additional Expenditures Not Specified in the LCAP:

- Insurances, rent, consultants, accounting fees, legal services, & other operating expenses

\$349,024

LCAP HIGHLIGHTS

GOAL #1



Increase Academic Achievement

Highlighted Outcomes



STUDENT ACADEMIC PERFORMANCE EVALUATION



100% ACCESS TO MATERIALS/ LEARNING EXPERIENCES

GOAL #2



Promote High Attendance & Positive School Climate

Highlighted Outcomes




PROVIDE CREDIT RECOVERY OPTIONS



MAINTAIN HIGHLY QUALIFIED TEACHERS & CLASSIFIED STAFF

GOAL #3



Increase Family & Community Engagement

Highlighted Outcomes



ENSURE MEANINGFUL & TRANSPARENT COMMUNICATION



PROVIDE EL MASTER PLAN TRAINING

GOAL #4



Ensure Students are on Track to Graduate

Highlighted Outcomes



PROVIDE COLLEGE AND CAREER READINESS PROGRAMS



TECHNICAL EDUCATION & CAREER PATHWAY OPPORTUNITIES



Local Control & Accountability Plan Summary

GREATEST PROGRESS

	Increased LI Math CAASP performance	Indicator: +3.3% Local Metric
	Increased SWD ELA CAASP performance	Indicator: +13.7% Local Metric
	Maintained Low Suspension Rate	Indicator: California School Dashboard Status: Very Low Change: Maintained

- Planned Actions to Maintain Progress:**
- 1.3 - Ensure student access to standards-aligned materials/ learning experiences through multiple channels
 - 1.6 - Instructional strategies to help students become creative & complex thinkers, effective communicators, community participants, & independent learners

GREATEST NEEDS

	Improve Math CAASP performance	Indicator: California School Dashboard Status: Low Change: Maintained
	Improve ELA CAASP performance	Indicator: California School Dashboard Status: Low Change: Declined

- Planned Actions to Address Needs:**
- 1.2 - Monitor LI, EL, FY, & SWD students for state & local assessment proficiency to ensure success or refer to RTI, SST or IEP team
 - 1.4 - Professional development on rubric creation & using academic achievement data to inform instruction

PROGRESS GAPS

Subgroup in Need:	State Indicators:
Hispanic	
English Learners	
Low Income	
African American	
Homeless	
Asian	
SWD	
Foster Youth	

- Planned Actions to Address Performance Gaps:**
- 4.2 - Monitor students transitioning from middle to high school to keep them on-track for graduation
 - 4.3 - High-quality instruction & curriculum that promotes college & career readiness
 - 4.4 - Maintain school-wide or elective AVID classes

INCREASED OR IMPROVED SERVICES

Teacher & Staff PD on EL Master Plan

for English Learners

Translate notices, reports, etc sent to parents as needed

for English Learners

College & Career Readiness Program

for

Ensure Intensive Exam Preparation Opportunities

for