


Local Control & Accountability Plan Summary

2018-19
County Collaborative Charter School
Page 1 of 2



DISTRICT STORY



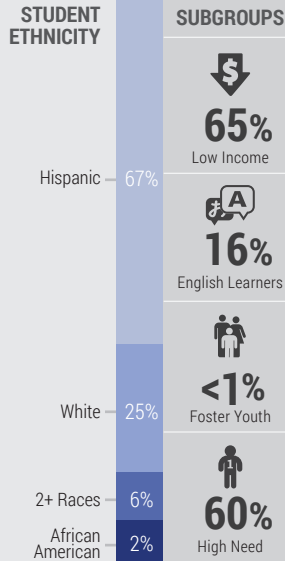
75 TK-12th STUDENTS



1 SCHOOL



17 EMPLOYEES



School Philosophy

Support successful student outcomes that result in lifelong learning



Four New CTE Pathways

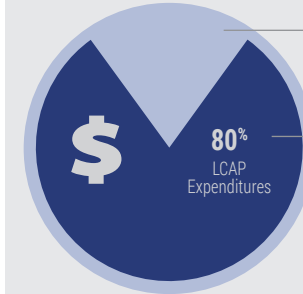
Healthcare, Information Communication Technology, Business & Manufacturing

School Mission

Create a diverse & individualized learning environment that supports every student & strengthens relationships between families, programs, authorizers, & the community



BUDGET



General Fund Expenditures:
\$3,803,489

LCAP Expenditures:
\$3,037,328

LCFF Revenues:
\$4,114,246
(Totals Budgeted for 2018-19 LCAP year)

Additional Expenditures Not Specified in the LCAP:

- Insurances, Accounting fees, Consultants, Rent, Legal services

\$766,161

LCAP HIGHLIGHTS

GOAL #1



Increase Academic Achievement

Highlighted Outcomes



STUDENT ACADEMIC PERFORMANCE EVALUATION



100% ACCESS TO MATERIALS/ LEARNING EXPERIENCES

GOAL #2



Promote High Attendance & Positive School Climate

Highlighted Outcomes




PROVIDE CREDIT RECOVERY OPTIONS



MAINTAIN HIGHLY QUALIFIED TEACHERS & CLASSIFIED STAFF

GOAL #3



Increase Family & Community Engagement

Highlighted Outcomes



ENSURE MEANINGFUL & TRANSPARENT COMMUNICATION



NOTICES OR REPORTS TRANSLATED AS NEEDED

GOAL #4



Ensure Students are on Track to Graduate

Highlighted Outcomes



PROVIDE COLLEGE AND CAREER READINESS PROGRAMS



TECHNICAL EDUCATION & CAREER PATHWAY OPPORTUNITIES



Local Control & Accountability Plan Summary

2018-19

County Collaborative Charter School

Page 2 of 2



County Collaborative
CHARTER SCHOOL

GREATEST PROGRESS



Indicator:

0%



Local Metric

Maintained Low Suspension Rate

Planned Actions to Maintain Progress:

- 2.1 - Focus on school climate & student engagement (RTI, guidance counselor, & credit recovery options)
- 3.3 - Ensure that parents, students & teachers feel that schools are a safe, positive, inclusive, welcoming & aesthetically pleasing learning environment

GREATEST NEEDS



Indicator:



Local Metric

Improve ELA & Math Academic Achievement

Planned Actions to Address Needs:

- 1.1 - Evaluate student academic performance based on assessment results & provide targeted interventions
- 1.4 - Professional development & ongoing trainings on rubric & data creation, use to inform instruction & identify effective targeted interventions

PROGRESS GAPS

Subgroup in Need:



State Indicators:

- 1. Chronic Absenteeism
- 2. Suspension Rate
- 3. English Learner
- 4. Graduation Rate
- 5. College/Career Readiness
- 6. ELA Assessment
- 7. Math Assessment

Hispanic

English Learners

Low Income

African American

Homeless

Asian

SWD

Foster Youth

No Performance Gaps Exist



Planned Actions to Address Performance Gaps:

Actions and services are planned to increase & improve achievement for all students & student groups

INCREASED OR IMPROVED SERVICES



Continue Monitoring of LI, FY, EL & SWD for Proficiency



Help HS Students Stay on Track for Graduation



College & Career Readiness Program



Parent Involvement Activities

