


Local Control & Accountability Plan Summary

DISTRICT STORY



7,048 TK-ADULT STUDENTS



11 SCHOOLS



3 DISTINGUISHED Schools



800 EMPLOYEES

STUDENT ETHNICITY

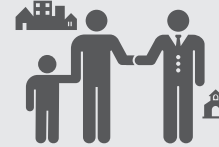
Hispanic	39%
White	27%
African American	14%
Asian	10%
2+ Races	8%
Other	2%

SUBGROUPS

Low Income	32%
English Learners	12%
Foster Youth	<1%
Unduplicated Students	40%

Engaged & Supportive Community

A rich network of partnerships provide a wealth of student opportunities



Serving the Whole Child

Wrap around services from nutritional to mental health, so that students are safe, secure, & ready to learn

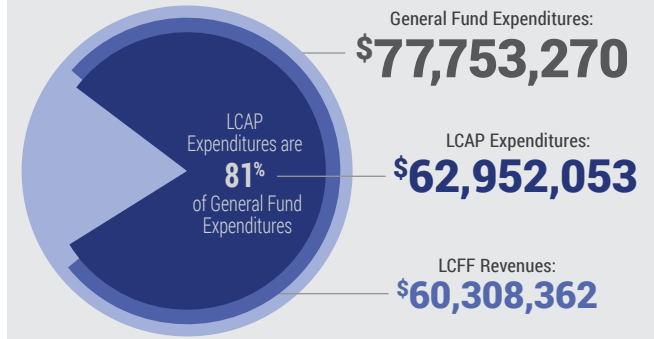


District Mission

Ensure each student learns the skills necessary to achieve his/her potential through personalized educational experiences in a safe environment & by fostering a passion for teaching & learning with parent & community involvement



BUDGET



(Totals Budgeted for 2018-19 LCAP year)

Additional Expenditures Not Specified in the LCAP:

- Utilities, Special Education contracted services including NPS, & transportation

LCAP HIGHLIGHTS

GOAL #1



High Quality Education

Highlighted Actions

- 1.1 - Continue employing staff & fund expenditures for robust & comprehensive programs
- 1.2 - Implement & lead academic intervention professional development programs (build teacher & administrative capacity, mental health, implicit bias, inclusive culturally responsive practices)

GOAL #2




College & Career Readiness

Highlighted Actions

- 2.2 - Materials & personnel to ensure equity, access, & intervention
- 2.3 - Increase AVID program services
- 2.5 - Instructional coaches at each site to support teachers in standards implementation

GOAL #3



Engaged Students & Stakeholders

Highlighted Actions

- 3.1 - Parent engagement services (Back-to-school night & open house)
- 3.3 - Credit recovery alternative educational options (iAcademy software & staffing)
- 3.4 - Counseling services for emotional security



Local Control & Accountability Plan Summary

GREATEST PROGRESS

Increased English Learner Progress



Indicator: California School Dashboard



Status: 78%
Change: Increased



Increased Graduation Rates

Indicator: California School Dashboard



Status: 95%
Change: Increased

Positive LCAP Survey Results



Indicator:



Local Metric

Planned Actions to Maintain Progress:

- 2.2 - Materials & personnel to ensure equity, access, & intervention
- 2.3 - Increase AVID program services
- 3.4 - Counseling services for emotional security & responsible decision making

GREATEST NEEDS



Improve ELA Achievement

Indicator: California School Dashboard



Status: 34.6 points above standard
Change: Increased

Decrease Suspension Rates



Indicator: California School Dashboard



Status: 1.4%
Change: Maintained

Planned Actions to Address Needs:

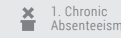
- 1.2 - Implement & lead academic intervention professional development programs
- 2.5 - Instructional coaches at each site to support teachers in standards implementation

PROGRESS GAPS

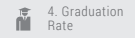
Subgroup in Need:



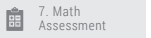
State Indicators:



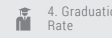
2. Suspension Rate



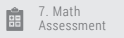
5. College/Career Readiness




3. English Learner




6. ELA Assessment



4. Graduation Rate



7. Math Assessment



African American



English Learners



Homeless Students



Students with Disabilities



Socioeconomically Disadvantaged




Planned Actions to Address Performance Gaps:

- 1.1 - Continue employing staff & fund expenditures for robust & comprehensive programs
- 2.1 - High-quality core instructional programs (A-G Requirements, advanced coursework, & project-based learning in addition to core subjects)

INCREASED OR IMPROVED SERVICES

Teacher Professional Development & Support




for EL LI FY

Multi-tiered System of Supports Practices



for EL LI FY

Implement Intervention Specialists & Makerspace teachers



for EL LI FY

