


Local Control & Accountability Plan Summary



DISTRICT STORY



1,961 TK-8 STUDENTS

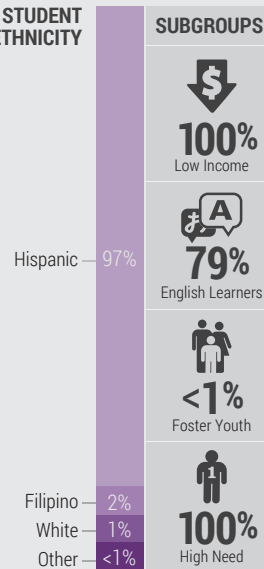


4 SCHOOLS



215 EMPLOYEES

STUDENT ETHNICITY



Engaging Learning Environments

Focus on creating engaging, language-rich and reading instruction environments & committed to C.O.R.E




Strong Community & Parent Partnerships

Abundant opportunities for parents to engage & support their student's education

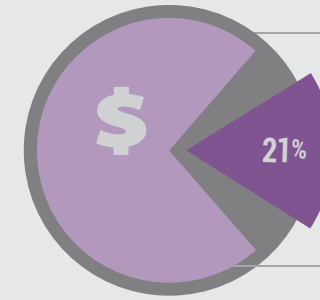


Standards-aligned Instruction

High quality curriculum & auxiliary services support student success



BUDGET



General Fund Expenditures:
\$26,348,268

LCAP Expenditures:
\$4,646,074

LCFF Revenues:
\$19,314,062

(Totals Budgeted for 2017-18 LCAP Year)

Additional Expenditures Not Specified in the LCAP:

- 1 - Teacher Salaries
- 2 - Administrator Salaries

LCAP HIGHLIGHTS

GOAL #1



Increase Student Achievement

Highlighted Actions & Expenditures

1.3 - Read 180 labs throughout district & Instruction Assistants	\$746,931
1.6 - Purchase & maintain technology devices	\$681,084

GOAL #2



Safe Learning Environment

Highlighted Actions & Expenditures

2.2 - Increase campus security, closed campuses	\$17,000
2.3 - Provide after-hours event security (guards, surveillance equipment)	\$37,000

GOAL #3



Positive & Engaging School Climate

Highlighted Actions & Expenditures

3.3 - Language & literacy opportunities	\$97,782
3.4 - Improve medical assistance access	\$389,014
3.8 - Counselors to address social & emotional concerns	\$407,225

GOAL #4



Parents & Community Partner in Education

Highlighted Actions & Expenditures

4.2 - Translation devices at school activities	\$11,500
4.5 - Parent liaisons at every site	\$93,542
4.4 - English classes available to parents	n/c



Local Control & Accountability Plan Summary



GREATEST PROGRESS

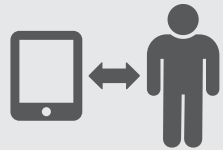
Increased ELA CAASPP score by 12.4 pts



Indicator: California School Dashboard



Status: Very Low
Change: Increased



Increased technology access



Local Measure

Planned Actions to Maintain Progress:

- 3.6 - Continue State standards implementation PD (academic content coaches)
- 2.8 - Expand classroom technology & internet access (especially for underserved populations)

GREATEST NEEDS



Increase overall math assessment scores

Indicator: California School Dashboard



Status: Very Low
Change: Increased

Improve English Learner progress



Indicator: California School Dashboard



Status: Low
Change: Declined

Planned Actions to Address Needs:

- 1.1 - Positive Behavior Intervention Systems implementation will address suspension issues
- 1.2 - Attendance liaison will work directly with students & families

PERFORMANCE GAPS

Subgroup in Need:



State Indicators:

- 1. Chronic Absenteeism
- 2. Suspension Rate
- 3. English Learner
- 4. Graduation Rate
- 5. College/Career Readiness
- 6. ELA Assessment
- 7. Math Assessment

Subgroup	1. Chronic Absenteeism	2. Suspension Rate	3. English Learner	4. Graduation Rate	5. College/Career Readiness	6. ELA Assessment	7. Math Assessment
Hispanic	🟡	🟡	🟡	🟡	🟡	🟡	🟡
English Learner	No Performance Gaps exist						
Low Income	🟡	🟡	🟡	🟡	🟡	🟡	🟡
African American	🟡	🟡	🟡	🟡	🟡	🟡	🟡
Homeless	🟡	🟡	🟡	🟡	🟡	🟡	🟡
Asian	🟡	🟡	🟡	🟡	🟡	🟡	🟡
SWD	🟡	🟡	🟡	🟡	🟡	🟡	🟡
Foster Youth	🟡	🟡	🟡	🟡	🟡	🟡	🟡

Planned Actions to Address Performance Gaps:

Although there are no subgroups that fall 2+ categories below the All Student category, Earlimart School District recognizes there are subgroups in the red, orange & yellow categories. Actions & Services are planned to address these needs.

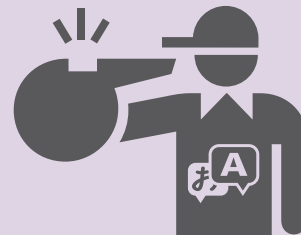
INCREASED OR IMPROVED SERVICES

Expand CORE campaign




for EL LI FY

Add 3 ELA / ELD content coaches



for EL LI FY

PIQE parent classes



for EL LI FY

