


Local Control and Accountability Plan

Earlimart SD
2017-18 Highlights



DISTRICT STORY



1,961 TK-8 STUDENTS



4 SCHOOLS



215 EMPLOYEES

SUBGROUPS



100%
Low Income



79%
English Learners



<1%
Foster Youth



100%
High Need

Engaging Learning Environments

Focus on creating engaging, language-rich & reading instruction environments & committed to C.O.R.E



Strong Community & Parent Partnerships

Abundant opportunities for parents to engage & support their student's education



Standards-aligned Instruction

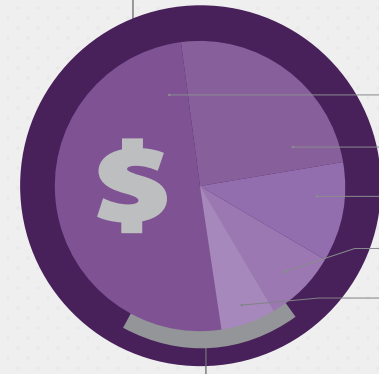
High quality curriculum & auxiliary services support student success



BUDGET

General Fund Expenditures:
\$26,348,268

General Fund expenditures are broken down into the following categories:




LCAP Expenditures:
\$4,646,074

Specified LCAP expenditures make up **21%** of General Fund expenditures.

GOAL #1

#1

INVESTING
\$3,148,219



Increase Student Achievement

HIGHLIGHTED OUTCOMES & METRICS



INCREASE ELA CAASPP SCORES

↑ 31%



INCREASE STUDENTS READING AT GRADE LEVEL

↑ 50%



INCREASE DIBELS SCORES

↑ 36% K letter fluency
↑ 43% 1-2 letter fluency



IMPLEMENT CCSS & ELD ACADEMIC LANGUAGE

= 100%



INCREASE ELS PROFICIENCY

=/↑ 77% English Learners
↑ 10% FEP

HIGHLIGHTED ACTIONS, EXPENDITURES & TARGETS

1.1 - Staff professional development	N/C	
1.2 - Provide William's act core supplement materials	\$272,000	
1.3 - Implement Multi-Tier System of Supports at each school	\$800,167	
1.4 - Recruit & retain additional high quality teachers	\$654,620	
1.5 - Fund K-8 Physical Education teachers	\$178,695	
1.6 - Purchase & maintain technology	\$681,084	
1.7 - Additional EL teacher support	\$109,785	
1.8 - Support assessment administration & reading instructional strategies implementation	\$113,512	
1.9 - Educational opportunities beyond the classroom	\$90,000	

GOAL #2

#2

INVESTING
\$118,687



Safe Learning Environment

HIGHLIGHTED OUTCOMES & METRICS



INCREASE ATTENDANCE RATE

↑ 97%



REDUCE CHRONIC ABSENTEEISM RATE

↓ 7.3%



MAINTAIN LOW MS DROP OUT RATE

= 0%

HIGHLIGHTED OUTCOMES & METRICS



DECREASE SUSPENSION RATES

↓ 1.1%




MAINTAIN LOW EXPULSION RATE

= 0%



INCREASE AFTER SCHOOL OPPORTUNITIES

+ 25 Students



Parents & Community Partner in Education

HIGHLIGHTED OUTCOMES & METRICS



INCREASE PARENTS WELCOMED INTO SCHOOL COMMUNITY MEASURED BY SELF-ASSESSMENT RUBRIC

↑



INCREASE STUDENT SUCCESS SUPPORT MEASURED BY SELF-ASSESSMENT RUBRIC

↑

HIGHLIGHTED ACTIONS, EXPENDITURES & TARGETS

4.1 - Translation services, social media presence & child care to encourage parent involvement	\$27,000	
4.2 - Translation devices, materials, & refreshments at school activities	\$11,500	
4.3 - Parent involvement community events	\$50,000	

Earlimart School District, 785 East Center Ave., Earlimart, CA 93219; Phone: (661) 849-4241; Website: www.earlimart.org; CDS#: 54719020000000



©2018 solutions@goboinfo.com, (888) 938-7779

* For additional LCAP resources click or scan the QR code or go to www.goboinfo.com and search for your district.

