

# Local Control & Accountability Plan Summary


2019-20

Lake Tahoe Unified School District

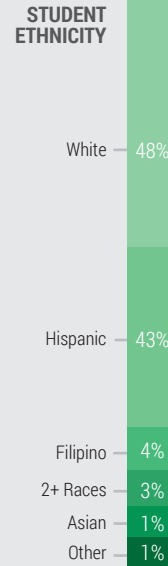

Page 1 of 2




## DISTRICT STORY



High School: 1 Elementary: 4  
Junior High: 1 Alternative Ed: 2



### STUDENT GROUPS



### Commitment to Literacy

As a foundation for learning, we expect every child to read fluently by 2nd grade



### Equal Access to Education

Opportunities to reach high achievement levels with an appreciation for different cultures & communities



### Integrated Technology

Technology skills to empower students as lifelong learners & prepare them for their futures



## LCAP HIGHLIGHTS

### GOAL #1



#### Increase Academic Performance

##### Highlighted Actions

- 1.1 - Reading intervention programs
- 1.2 - Intervention counseling and wraparound services program
- 1.14 - Collaborative Professional Development Model

### GOAL #2



#### Enhance Communication & Collaboration with Stakeholders

##### Highlighted Actions

- 2.1 - Continue Cafecitos to encourage parents of ELs participation
- 2.2 - Improve stakeholder communication via survey (focus on engagement State Priorities)

### GOAL #3

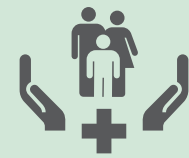


#### Maintenance & Operations Support Instruction

##### Highlighted Actions

- 3.1 - Conduct Site Facility & Technology reviews to ensure basic service needs are met
- 3.2 - Review the 7 Year Facility Plan & identify maintenance projects

### GOAL #4



#### Quality Education Access for Foster Youth

##### Highlighted Actions

- 4.3 - Continue appropriate class placements & changes
- 4.4 - Direct caregiver services to increase accountability & basic problem solving



# Local Control & Accountability Plan Summary







2019-20

Lake Tahoe Unified School District

Page 2 of 2






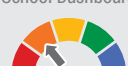


## GREATEST PROGRESS

<p><b>Decreased Suspension Rate</b></p> 	<p>Indicator: California School Dashboard</p>  <p>Status: <b>↓ 3.2%</b> Change: Declined</p>
<p><b>Improved College / Career Readiness</b></p> 	<p>Indicator: California School Dashboard</p>  <p>Status: <b>↑ 39.9%</b> Change: Increased</p>
<p><b>Increased Graduation Rate</b></p> 	<p>Indicator: California School Dashboard</p>  <p>Status: <b>= 92.6%</b> Change: Maintained</p>


- Planned Actions to Maintain Progress:**
- 1.7** - College & Career Readiness support (AP, A-G classes, CTE pathways, Dual-Enrollment, AVID)
  - 1.11** - Intervention counseling & Wraparound program, and nursing services (Family Resource Center, Live Violence Free)
  - 1.12** - Paraeducators accelerate progress of students performing below grade level
  - 2.4** - School Safety Program (School Resource Officer & security employees)

## GREATEST NEEDS

<p><b>Increase ELA Proficiency</b></p> 	<p>Indicator: California School Dashboard</p>  <p>Change: <b>↓ Declined</b></p>
<p><b>Decrease Rate of Chronic Absenteeism</b></p> 	<p>Indicator: California School Dashboard</p>  <p>Status: <b>↑ 12.4%</b> Change: Increased</p>
<p><b>Increase Math Proficiency</b></p> 	<p>Indicator: California School Dashboard</p>  <p>Change: <b>= Maintained</b></p>

- Planned Actions to Address Needs:**
- 1.2** - Math & literacy intervention programs (Reading teacher 6-8, English credit recovery & math 9-11, dyslexic reading K-12, STMS Math / Science Teacher)
  - 1.3** - Utilize Local, Illuminate & Interim formative assessments K-12 to guide instruction
  - 1.13** - Attendance Incentive Program, transportation, & SARB (higher attendance rates)
  - 1.14** - Implement & integrate CCSS curricula TK-12 (pilot, adopt, PD)

## PROGRESS GAPS

<p>Subgroup in Need:</p> 	<p>State Indicators:</p> <ul style="list-style-type: none"> <li>1. Chronic Absenteeism</li> <li>2. Suspension Rate</li> <li>3. English Learner</li> <li>4. Graduation Rate</li> <li>5. College/Career Readiness</li> <li>6. ELA Assessment</li> <li>7. Math Assessment</li> </ul>
<b>English Learners</b>	
<b>Students With Disabilities</b>	
<b>Homeless Students</b>	
<b>Foster Youth</b>	

- Planned Actions to Address Performance Gaps:**
- 1.1** - SIPPS & reading intervention programs K-5
  - 1.4** - Continue PLCs & allocate site-based professional development funds (\$40 per student)
  - 1.15** - Continue ELD program focusing on LTEL needs & EL scaffolding strategies
  - 2.1** - Cafecitos to encourage EL parent participation