


Local Control & Accountability Plan Summary

2019-20
Lemoore UESD
Page 1 of 2



DISTRICT STORY



3,227 TK-8th Grade STUDENTS

345 EMPLOYEES



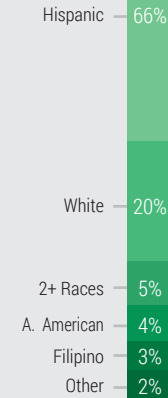
6 SCHOOLS

Elementary:	4
Junior High:	1
Alternative Ed:	1



DISTINGUISHED Schools

STUDENT ETHNICITY



STUDENT GROUPS

69%
Low Income

16%
English Learners

1%
Foster Youth

70%
High Need

District Vision

Focused on Teaching, Learning & Inspiring by being focused on EACH ONE – Every student, All staff, Committed to, High expectations, Oriented to results, No excuses, Excellence every day.



Professional Learning Communities

Team members work Interdependently to achieve learning outcomes & achievement goals.


District Mission

To do whatever it takes to ensure that every child is empowered with the skills & knowledge necessary to be successful in life.



LCAP HIGHLIGHTS

Safe & Nurturing Learning Environment



GOAL

#1

Highlighted Outcomes & Metrics

	REDUCED CHRONIC ABSENTEEISM	↓7.2%
	REDUCED SUSPENSION RATE FOR AFRICAN AMERICAN STUDENTS	↓3.4%

Maximize Pupil Achievement & Success



GOAL

#2

Highlighted Outcomes & Metrics

	INCREASED ELA & MATH CAASPP SCORES	+5% ELA +1% Math
	MAINTAIN 100% APPROPRIATELY ASSIGNED TEACHERS	=100%

Access to a Broad Range of Courses



GOAL

#3

Highlighted Outcomes & Metrics

	MAINTAIN ACCESS TO A BROAD COURSE OF STUDY	=100%
	PROVIDE FINE ARTS INSTRUCTION FOR ALL 4-6TH GRADE STUDENTS	=100%



Local Control & Accountability Plan Summary

GREATEST PROGRESS	
<p>High Satisfaction Rate on Climate Survey</p>	<p>Indicator: Local Metric</p> <p>Status: ↑95%+</p>
<p>Increased ELA Proficiency</p>	<p>Indicator: California School Dashboard</p> <p>Change: ↑ Increased</p>
<p>Reduced Chronic Absenteeism</p>	<p>Indicator: California School Dashboard</p> <p>Status: ↓7.1% Change: Declined</p>

Planned Actions to Maintain Progress:
1.2 - Provide nursing services, including 1 FTE registered nurses & 5 FTE licensed vocational nurses
1.5 - Offer after school sports and other extra-curricular programs at K-6 schools and 7-8 school
1.7 - Each school will promote positive attendance using an attendance communication system
2.7 - Provide computer technology to sustain unit-to-pupil ratio in grades TK-8 & support ELA achievement

GREATEST NEEDS	
<p>Reduce Suspension Rate</p>	<p>Indicator: California School Dashboard</p> <p>Status: ↑4.6% Change: Increased</p>
<p>Increase Math Proficiency</p>	<p>Indicator: California School Dashboard</p> <p>Status: 37.4 pts below standard</p>
<p>Increase ELA Proficiency</p>	<p>Indicator: California School Dashboard</p> <p>Status: 11.6 pts below standard</p>

Planned Actions to Address Needs:
1.4 - Provide counseling and administrative intervention services for middle school pupils
1.8 - Four Learning Coordinators provide support for social/emotional behavior interventions & monitoring of behavior supports
2.1 - Provide annual professional development for all instructional staff in ELA and math
2.9 - Provide intensive reading intervention supports

PROGRESS GAPS	
<p>Subgroup in Need:</p>	<p>State Indicators:</p> <ul style="list-style-type: none"> 1. Chronic Absenteeism 2. Suspension Rate 3. English Learner 4. Graduation Rate 5. College/Career Readiness 6. ELA Assessment 7. Math Assessment
2+ Races	
African American	
Foster Youth	
Homeless Students	
Students with Disabilities	

Planned Actions to Address Performance Gaps:
2.4 - Provide summer school program
2.8 - Provide data management system & test item bank to track student progress, create local assessments, & use information to modify instruction and communicate progress to pupils & parents
3.3 - Provide additional 15 minutes to each regular, instructional day schedule compared to the baseline year
3.10 - Four Learning Coordinators provide coaching, lesson demonstrations & site-based professional development