


Local Control and Accountability Plan



DISTRICT STORY



9,711 K-ADULT STUDENTS
Per www.ed-data.org

18
SCHOOLS

6
DISTINGUISHED Schools

988
EMPLOYEES

STUDENT GROUPS



66%
Low Income



17%
English Learners



<1%
Foster Youth



68%
High Need

Wide Range of Student Programs

Middle & High School opportunity classes & specialists support bilingual, migrant, gifted & special needs students




Cooperative & Collaborative Atmosphere

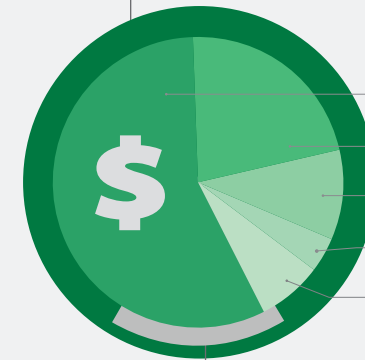
Win-win negotiations & problem solving are institutionalized at all levels

District Mission

Committed to District-wide actions which lead students to develop the skills, knowledge & character traits necessary to become responsible, thriving & contributing members of society



BUDGET



General Fund Expenditures:
\$116,069,494

General Fund expenditures are broken down into the following categories:

LCAP Expenditures:
\$19,885,958

Specified LCAP expenditures make up **17%** of General Fund expenditures.

GOAL

#1

INVESTING
\$4,714,683



Maximize Academic Achievement

HIGHLIGHTED EXPECTED OUTCOMES & METRICS

| | | |
|--|---|---|
| | IMPROVE ELA & MATH SBAC SCORES | 49% ^{ELA} 29% ^{Math} |
| | IMPROVE RECLASSIFICATION RATE | 9.9% |
| | IMPROVE ELA & MATH EAP COLLEGE READINESS | 66.6% ^{ELA} 58.2% ^{Math} |
| | IMPROVE AP COURSE ENROLLMENT RATE | 29.6% |
| | DECREASE INTERVENTION/REMEDIAL COURSE ENROLLMENT RATE | 7.9% |

HIGHLIGHTED ACTIONS, EXPENDITURES & TARGETS

| | | |
|--|--------------------|----------|
| 1.1 - Increase services based on school needs (computer, bilingual, & library assistants, support teachers, technology, home/school liaisons, counselor hours, professional development, etc.) | \$2,332,880 | |
| 1.2 - Consultants & curriculum publishers provide professional development | \$425,255 | |
| 1.3 - District Interim Assessment to guide instruction (STAR Early Literacy, Reading & Math) | \$95,000 | |
| 1.4 - Continue District-wide collaboration schedule for instruction & curriculum alignment | N/C | |
| 1.6 - Secondary Common Core Council to articulate and plan instructional content | \$42,288 | |



Local Control and Accountability Plan



GOAL #2 INVESTING \$985,276



Effective Stakeholder Engagement

HIGHLIGHTED EXPECTED OUTCOMES & METRICS +*

| | | |
|--|---|-------|
| | INCREASE SITE EVENT PARENT ATTENDANCE | ↑ 85% |
| | INCREASE STAKEHOLDER INVOLVEMENT SURVEY PARTICIPATION | ↑ 486 |
| | INCREASE PARENT DECISION MAKING INPUT | ↑ 85% |

HIGHLIGHTED ACTIONS, EXPENDITURES & TARGETS +*

| | | |
|--|-----------|--|
| 2.1 - Increase EL parent outreach in their primary language | \$22,091 | |
| 2.5 - Ensure materials and communications with parents are provided in Spanish | \$174,519 | |
| 2.11 - Offer leadership and parental involvement training to DELAC members | \$1,000 | |

GOAL #3 INVESTING \$681,000



Develop Staff Capacity


HIGHLIGHTED EXPECTED OUTCOMES & METRICS +*

| | | |
|--|--|--------|
| | INCREASE FULLY CREDENTIALLED TEACHERS | ↑ 100% |
| | MAINTAIN RECENTLY ADOPTED TEXTBOOKS | = 100% |
| | MAINTAIN LOW RATE OF STUDENTS WITHOUT A TEXTBOOK | = 0% |

HIGHLIGHTED ACTIONS, EXPENDITURES & TARGETS +*

| | | |
|--|-----------------------|--|
| 3.2 - Provide a mentor/coach for each administrative services credential program candidate | \$97,000 | |
| 3.3 - Professional institutes for administrators | | |
| 3.5 - Hire three Teacher Support Providers to support inexperienced teachers with implementation of CCSS | \$25,000 \$295,000 | |

GOAL #4 INVESTING \$4,762,137



Safe & Respectful Learning Environment

HIGHLIGHTED EXPECTED OUTCOMES & METRICS +*

| | | |
|--|---|-----------------------------------|
| | INCREASE ATTENDANCE RATE | ↑ 99.5% |
| | DECREASE CHRONIC ABSENTEEISM | ↓ 11.9% |
| | DECREASE SUSPENSION AND EXPULSION RATES | ↓ 4.5% Suspension 0% Expulsion |

HIGHLIGHTED ACTIONS, EXPENDITURES & TARGETS +*

| | | |
|---|-----------|--|
| 4.1 - Implementation of Positive Behavioral Intervention & Supports System | \$133,790 | |
| 4.3 - Perform regular attendance review, grade analysis and behavior history for at-risk students | N/C | |
| 4.8 - Provide PD for special education teachers | \$72,300 | |

