

Local Control and Accountability Plan

DISTRICT STORY



65,826 TK-12th grade STUDENTS



84
SCHOOLS



44
DISTINGUISHED Schools



10,000
EMPLOYEES

STUDENT GROUPS

- 

64%
Low Income
- 

16%
English Learners
- 

7%
Foster Youth/
Homeless
- 

65%
Unduplicated Students

Core Values

- Centering Student Needs & Voice
- Authentic Community Engagement & Collaboration
- Culture of Innovation & Creativity
- Diversity & Inclusion
- Environment That Fosters Connection, Respect & Safety
- Equity & Social Justice
- Excellence & Accountability Through Continuous Improvement
- Fostering Joy & Commitment
- Integrity & Responsible Leadership

Mission Statement

To prepare each student for a successful future by providing rigorous, culturally responsive and culturally sustaining learning experiences and removing barriers to student success in a school system that is equitable, affirming, and forward thinking.



BUDGET

General Fund Expenditures:
\$1,267,505,645











General Fund expenditures are broken down into the following categories:

- Salaries:** 53%
- Benefits:** 27%
- Services:** 14%
- Books:** 5%
- Other:** 1%

LCAP Expenditures:
\$924,813,457

Specified LCAP expenditures make up **73%** of General Fund expenditures.



BROAD GOAL	FOCUS GOAL	FOCUS GOAL	FOCUS GOAL
<p>#1</p> <p>INVESTING \$519,813,983</p>	<p>#2</p> <p>INVESTING \$2,053,105</p>	<p>#3</p> <p>INVESTING \$3,978,603</p>	<p>#3</p> <p>INVESTING \$3,978,603</p>
 <p>Ensure High-Quality Learning & Instruction</p>	 <p>Ensure High-Quality Learning Black Student Achievement</p>	 <p>Support English Learner Success</p>	 <p>Support English Learner Success</p>
HIGHLIGHTED OUTCOME TARGETS			
 <p>INCREASE PASS RATE OF 11TH & 12TH GRADE AP EXAMS</p> <p>↑ 52%</p>	 <p>INCREASE STUDENTS MEETING ALGEBRA A-G REQUIREMENT</p> <p>↑ 1%</p>	 <p>INCREASE REDESIGNATION RATE</p> <p>↑ 10%</p>	 <p>REDUCE GRADUATION RATE GAP OF EL'S BY 50%</p> <p>↓ 13% <small>gap between EL & non-EL students</small></p>
 <p>INCREASE % OF GRADUATES COLLEGE & CAREER READY</p> <p>↑ 65%</p>	 <p>REDUCE ACHIEVEMENT GAP & INCREASE ACADEMIC GROWTH FOR BLACK STUDENTS</p> <p>↓ 0% <small>gap between Black & non-Black students</small></p>	<p>REDUCE GRADUATION RATE GAP OF EL'S BY 50%</p> <p>↓ 13% <small>gap between EL & non-EL students</small></p>	
HIGHLIGHTED ACTIONS & EXPENDITURES			
<p>1.2 - Provide high-quality, inclusive classroom instruction for equitable education.</p> <p>\$369,001,927</p>	<p>2.1 - Expand and support the Sankofa programs for Black Students through mentorships and parent workshops. Enhance educational opportunities with a Center for Black Excellence.</p> <p>\$1,606,890</p>	<p>3.1 - Provide comprehensive interpreter services and instructional tools to enhance language acquisition and parent engagement for English Learners.</p> <p>\$3,978,603</p>	
<p>1.7 - Provide High School students with credit recovery programs, & free PSAT/SAT exams.</p> <p>\$9,961,178</p>			



Local Control and Accountability Plan

FOCUS GOAL
#4
INVESTING \$144,247,641



Ensure High-Quality Learning
Students with Disabilities

HIGHLIGHTED OUTCOME TARGETS

	INCREASE % OF STUDENTS IN LEAST RESTRICTIVE ENVIRONMENT FOR PART OF DAY	↑ 75%
	REDUCE SUSPENSION RATE GAP OF STUDENTS WITH IEP'S	↓ 2.4%

HIGHLIGHTED ACTIONS & EXPENDITURES



4.1 - Provide special education staff and transport using diverse resources.	\$119,692,450
4.3 - Provide instructional aides to support students with special needs.	\$14,790,208

FOCUS GOAL
#5
INVESTING \$964,513



Ensure High-Quality Learning
Foster/Homeless Youth


HIGHLIGHTED OUTCOME TARGETS

	REDUCE GAP OF FOSTER YOUTH MEETING A-G REQUIREMENTS	↓ 19.5%
	REDUCE ATTENDANCE RATE GAP FOR FOSTER YOUTH & HOMELESS STUDENTS	↓ 2%

HIGHLIGHTED ACTIONS & EXPENDITURES



5.1 - Provide foster and homeless youths with support services including attendance intervention, social-emotional support, and basic needs assistance.	\$964,513
---	-----------

BROAD GOAL
#6
INVESTING \$8,851,127



Create Authentic Family Partnerships

HIGHLIGHTED OUTCOME TARGETS

	INCREASE PARENT SATISFACTION WITH PARTICIPATING IN DECISION MAKING	↑ 99%
	INCREASE PARENT SENSE OF BELONGING ON PARENT SURVEY	↑ 99%

HIGHLIGHTED ACTIONS & EXPENDITURES



6.1 - Provide recreation aides and celebrate students through "Most Inspiring Students."	\$6,888,051
6.2 - Offer Parent University and Leadership programs to support student success.	\$1,963,076

BROAD GOAL
#7
INVESTING \$102,807,724



Promote Culturally Affirming Education


HIGHLIGHTED OUTCOME TARGETS

	INCREASE GRADUATION RATE	↑ 90%
	INCREASE % OF POSITIVE STUDENT RESPONSES TO SCHOOL SAFETY SURVEY	↑ 82%

HIGHLIGHTED ACTIONS & EXPENDITURES

7.2 - Allocate resources for Common Core implementation and student support programs.	\$59,293,443
7.7 - Expand Leadership Academies for mentorship, leadership skills, and academic support.	\$451,129

BROAD GOAL
#8
INVESTING \$135,736,512



Ensure Inclusive & Future-Ready Education

HIGHLIGHTED OUTCOME TARGETS

	INCREASE % OF SCHOOLS IN "GOOD" OR "EXEMPLARY" REPAIR	↑ 100%
	MAINTAIN COMPLIANCE WITH INSTRUCTIONAL MATERIALS REQUIREMENT	= 100%

HIGHLIGHTED ACTIONS & EXPENDITURES



8.2 - Provide Curriculum Coaches and Program Specialists to improve classroom instruction quality.	\$2,396,002
8.3 - Provide professional development to enhance culturally relevant practices and equity.	\$3,344,749

FOCUS GOAL
#9
INVESTING \$6,360,249



Accelerate Learning For All Students
Reid HS | EPHS

HIGHLIGHTED OUTCOME TARGETS

	INCREASE % OF EPHS STUDENTS COLLEGE/ CAREER PREPARED	↑ 33%
	INCREASE % OF REID HS STUDENTS COLLEGE/ CAREER PREPARED	↑ 100%

HIGHLIGHTED ACTIONS & EXPENDITURES

9.1 - Support alternative education programs with additional staffing for smaller class sizes.	\$4,305,562
9.3 - Provide academic support, community engagement, wellness center, and technology updates.	\$1,831,542