


Local Control & Accountability Plan Summary

2018-19
Norwalk-La Mirada USD
Page 1 of 2



DISTRICT STORY



18,374 PK-Adult STUDENTS



27 SCHOOLS

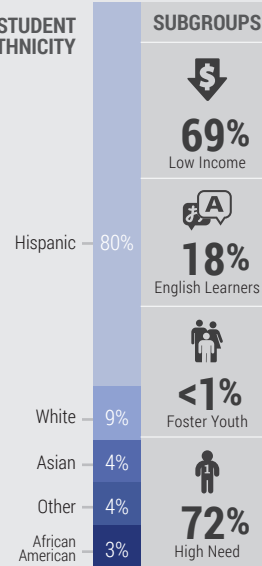


11 DISTINGUISHED Schools



1,723 EMPLOYEES

STUDENT ETHNICITY



SUBGROUPS



69%
Low Income



18%
English Learners



<1%
Foster Youth



72%
High Need

Focus Areas
Research Based Best Practices, High Quality Teaching & Learning, & College & Career Readiness



District Vision

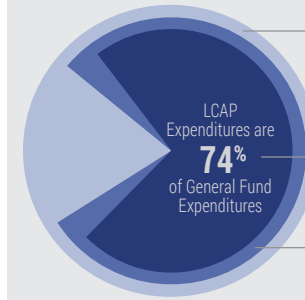
Developing students who are open & curious, skilled in critical thinking, working in teams, & using new & current technologies

District Mission

Every Student. Future Ready.
Our Promise!



BUDGET



General Fund Expenditures:
\$226,571,227

LCAP Expenditures:
\$167,114,913

LCFF Revenues:
\$181,208,503
(Totals Budgeted for 2018-19 LCAP year)

Additional Expenditures Not Specified in the LCAP:

- Federal Categorical Funds (Title I, II, III, grants, & donations)
- Teacher & admin PD & coaching to systematize collaboration through professional learning communities.
- Services to support English Learners & parents, conference attendance, & transportation.

LCAP HIGHLIGHTS

GOAL #1



Engaging Climate & Culture

GOAL #2



College & Career Readiness

GOAL #3



Exemplary Staff

GOAL #4



Parent & Community Engagement

GOAL #5



Rigorous Instruction & Support

GOAL #6



Operational Excellence



Local Control & Accountability Plan Summary



GREATEST PROGRESS

<p>Increased Technology Access</p>	<p>Indicator: </p> <p>Local Metric</p>
<p>Maintained High Graduation Rate</p>	<p>Indicator: California School Dashboard </p> <p>Status: Very High Change: Maintained</p>
<p>Increased A-G Course Completion Rate</p>	<p>Indicator: </p> <p>Local Metric</p>

- Planned Actions to Maintain Progress:**
- 1.1B** - Enhance WEB & Link Crew programs
 - 2.4C** - Expand VAPA program services (hire music teachers & buy instruments)
 - 5.3C** - Continue targeted interventions through technology use

GREATEST NEEDS

<p>Improve ELA Assessment Scores</p>	<p>Indicator: California School Dashboard </p> <p>Status: Low Change: Declined</p>
<p>Improve Math Assessment Scores</p>	<p>Indicator: California School Dashboard </p> <p>Status: Low Change: Increased</p>
<p>Decrease Chronic Absenteeism</p>	<p>Indicator: California School Dashboard </p> <p>Status: Low Change: Maintained</p>

- Planned Actions to Address Needs:**
- 1.3A** - Elementary Student Support Specialists to provide counseling services
 - 5.1D** - Continue targeted MS intervention implementation
 - 5.3F** - Additional training, coaching & support for teachers & classrooms

PROGRESS GAPS

<p>Subgroup in Need: </p>	<p>State Indicators: </p> <ul style="list-style-type: none"> 1. Chronic Absenteeism 2. Suspension Rate 3. English Learner 4. Graduation Rate 5. College/Career Readiness 6. ELA Assessment 7. Math Assessment
African American	
Asian	
English Learner	
Foster Youth	
SWD	

- Planned Actions to Address Performance Gaps:**
- 2.2B** - Future Ready Student Work showcase events
 - 5.2C** - Alternative educational opportunities to ensure students meet their academic goals
 - 6.3BB** - Hire additional safety personnel to support teacher & student safety

INCREASED OR IMPROVED SERVICES

Multi-Tiered System of Supports

for

Professional Learning Communities

for

Digital tools for 2020 Learning

for