


Local Control & Accountability Plan Summary

2019-20
Norwalk-La Mirada USD
Page 1 of 2



DISTRICT STORY



17,387 K-12 STUDENTS




27 SCHOOLS

High School: 3 Elementary: 17
Junior High: 6 Continuation: 1



1,772 EMPLOYEES

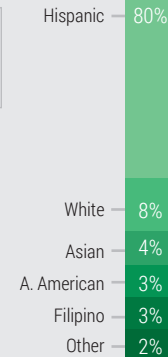


21 STUDENTS PER TEACHER




13 DISTINGUISHED Schools

STUDENT ETHNICITY



STUDENT GROUPS



Focus Areas

Literacy, Math and College & Career Readiness



District Vision

Developing students who are open & curious, skilled in critical thinking, working in teams, & using new & current technologies



District Mission

Every Student. Future Ready. Our Promise!



LCAP HIGHLIGHTS

GOAL #1



Engaging Climate & Culture

GOAL #2



College & Career Readiness

GOAL #3



Exemplary Staff

GOAL #4



Parent & Community Engagement

GOAL #5



Rigorous Instruction & Support

GOAL #6



Operational Excellence



Local Control & Accountability Plan Summary

GREATEST PROGRESS

Increased ELA Proficiency

Indicator: California School Dashboard

Change: **↑**
Increased

Increased EL Reclassification Rate

Indicator: Local Metric

Status: **↑21%**
Change: Increased

- Planned Actions to Maintain Progress:**
- 1.0** - Provide a high quality education guided by the Common Core State Standards
 - 2.4B** - Dual language offerings to support ELA proficiency of Unduplicated pupils
 - 4.4A** - Education and involvement opportunities for parents of Unduplicated students

GREATEST NEEDS

Increase Math Proficiency

Indicator: California School Dashboard

Change: **▬**
Maintained

Increase College & Career Readiness

Indicator: California School Dashboard

Status: **=43%**
Change: Maintained

- Planned Actions to Address Needs:**
- 2.1B** - Implement the Future Ready Expo to support Unduplicated students taking rigorous courses
 - 2.1D** - Provide funds to pay for PSAT, SAT & AP exams
 - 2.4C** - Enhanced college, career and tech education through CTE and interventions
 - 3.1C** - Fund professional development, coaching, and collaboration time for teachers

PROGRESS GAPS

Subgroup in Need:

State Indicators:

- 1. Chronic Absenteeism
- 2. Suspension Rate
- 3. English Learner
- 4. Graduation Rate
- 5. College/Career Readiness
- 6. ELA Assessment
- 7. Math Assessment

2+ Races

English Learners

Students with Disabilities

- Planned Actions to Address Performance Gaps:**
- 1.3B** - Provide High School Counselors to support at-risk, EL, low SES, and foster youth students
 - 1.3C** - Student & Family Specialist and mental health specialists to support student attendance
 - 5.1C** - Intervention teacher to provide small group targeted instruction to Unduplicated students
 - 5.2B** - Continue to implement the JumpStart Program to increase CAASPP scores for Unduplicated and Socioeconomically Disadvantaged students

