

Local Control & Accountability Plan Summary


2019-2020

Ontario-Montclair School District

Page 1 of 2



DISTRICT STORY



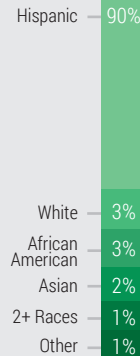
21,325 TK-8TH STUDENTS



32 SCHOOLS

Elementary: 23 K-8th: 3
Middle School: 6

STUDENT ETHNICITY



STUDENT GROUPS



Award-Winning Programs

IB, GATE, STEM & Art magnet schools, Dual Language Academies, AVID, & PBIS




College Supports & Services

Graduate support & awareness through the OMSD Promise Scholars Foundation



District Mission

Provide a world-class education in safe, respectful, & welcoming environments that empowers students, & cultivates college, career, & community partnerships



LCAP HIGHLIGHTS

GOAL #1



High Quality Learning Environment

Highlighted Outcomes

MAINTAIN APPROPRIATELY ASSIGNED TEACHERS

MAINTAIN EL TEACHING AUTHORIZATIONS

GOAL #2



Increase Academic Achievement

Highlighted Outcomes

INCREASE STUDENT MATH ACHIEVEMENT

INCREASE READING PROFICIENCY

GOAL #3



Increase Student Engagement

Highlighted Outcomes

DECREASE SUSPENSION RATE

INCREASE ATTENDANCE RATE

GOAL #4



Increase Parent Engagement

Highlighted Outcomes

MAINTAIN PARENT INVOLVEMENT & INPUT

MAINTAIN PARENT RESOURCE ACCESS



Local Control & Accountability Plan Summary

2019-2020

Ontario-Montclair School District

Page 2 of 2



GREATEST PROGRESS	
<p>Increased ELA Proficiency</p>	<p>Indicator: California School Dashboard</p> <p>Change: Increased</p>
<p>Increased Math Proficiency</p>	<p>Indicator: California School Dashboard</p> <p>Change: Increased</p>

- Planned Actions to Maintain Progress:**
- 2.00** - Resources & PD support early literacy & students "Reading by Third Grade" initiative
 - 2.02** - Student progress monitoring system (summative & formative assessments)
 - 2.15** - Focused 21st Century skills professional development & resources
 - 2.25** - Identify students who need additional supports, provide intervention & monitor progress
 - 2.26** - Implement effective instructional strategies & supports (teacher & administration PD)

GREATEST NEEDS	
<p>Decrease Suspension Rate</p>	<p>Indicator: California School Dashboard</p> <p>Status: =2.4% Change: Maintained</p>
<p>Decrease Rate of Chronic Absenteeism</p>	<p>Indicator: California School Dashboard</p> <p>Status: =7.7% Change: Maintained</p>
<p>Increase English Learner Progress</p>	<p>Indicator: ELPAC</p> <p>23% Well Developed 35% Moderately Developed 26% Somewhat Developed 16% Beginning Stage</p>

- Planned Actions to Address Needs:**
- 2.17** - Provide designated ELD professional development
 - 2.20** - Monitor EL academic, language development progress & provide student monitoring resources
 - 3.02** - Ensure daily chronic absenteeism monitoring & provide family resources & support
 - 3.04** - Provide PBIS training & implementation (Restorative Practices training & SWIS licenses)
 - 3.12** - Administrative trainings promote student engagement & safety (SARB, new Bullying laws, & culturally appropriate discipline responses)

PROGRESS GAPS	
<p>Subgroup in Need:</p>	<p>State Indicators:</p> <ul style="list-style-type: none"> 1. Chronic Absenteeism 2. Suspension Rate 3. English Learner 4. Graduation Rate 5. College/Career Readiness 6. ELA Assessment 7. Math Assessment
<p>Foster Youth</p> <p>CA Dashboard Indicator: Math</p>	
<p>African American</p> <p>CA Dashboard Indicator: Suspension Rate</p>	

- Planned Actions to Address Performance Gaps:**
- 2.04** - Instructional coaches support teacher capacity (ELA, Math, & engagement PD)
 - 3.08** - Prioritize & monitor social/emotional needs & provide counseling services (Foster Youth & Homeless Students)
 - 3.13** - Continue Multi-Tiered System of Supports (additional professional development for Implementation Team, site & District leaders, coaches, & leaders)
 - 4.05** - Promise Scholars parent outreach & workshops (support student planning & preparation for college)

