

Local Control and Accountability Plan

WHO WE ARE

17,000+
PK-8th Grade STUDENTS

29
SCHOOLS

17
CKH National Showcase Schools

2,000
EMPLOYEES

STUDENT GROUPS

- 90%** Low Income
- 21%** English Learners
- 3%** Foster Youth
- 16%** Students With Disabilities

The Palmdale PROMISE

Pursuing Remarkable Opportunities to Marshal Innovation, Inspiration, and Imagination for Success & Engagement

District Mission

To implement our vision with actions and services targeted to students, parent, and staff so our students can live their lives to their full potential.

ANNUAL BUDGET

General Fund Expenditures: **\$393,962,833**

General Fund expenditures are broken down into the following categories:

- Salaries: 50%**
- Benefits: 28%**
- Services: 14%**
- Books: 4%**
- Other: 4%**

LCAP Expenditures: **\$168,653,749**

Specified LCAP expenditures make up **43%** of General Fund expenditures.

BROAD GOAL	INVESTING	HIGHLIGHTED EXPECTED OUTCOMES & METRICS	HIGHLIGHTED ACTIONS
#1 Academic Excellence & College Readiness	\$42,827,048	<ul style="list-style-type: none"> INCREASE % OF K-2ND GRADE STUDENTS MASTERING FOUNDATIONAL MATH SKILLS ↑ 94% INCREASE ENGLISH LEARNER RECLASSIFICATION RATE ↑ 20.8% 	<ul style="list-style-type: none"> 1.1 & 1.2 - Support EL, FY, and LI learners & close achievement gaps in ELA and Math (Elem. & Secondary). 1.7 - Increase access for EL, FY, and LI learners to curriculum through technology.
#2 Welcoming & Safe Learning Environments	\$29,584,708	<ul style="list-style-type: none"> DECREASE DISTRICT-WIDE CHRONIC ABSENTEEISM RATE ↓ 19.2% INCREASE % OF PARENTS THAT AGREE OR STRONGLY AGREE SCHOOL IS A SAFE PLACE FOR THEIR CHILD ↑ 89% 	<ul style="list-style-type: none"> 2.2 - Use Trauma-Informed practices to reduce suspensions & support unduplicated students. 2.4 - Provide, maintain, & support safe campuses w/ cameras & security personnel who build positive relationships with students.
#3 Strengthen Family & Community Engagement	\$4,581,956	<ul style="list-style-type: none"> INCREASE % OF PARENTS FEEL SCHOOL/SITE PERSONNEL KEEP THEM INFORMED ↑ 81% INCREASE NUMBER OF PARENT ACADEMIC INITIATIVES AND PARENT CLASSES OFFERED ↑ 519 	<ul style="list-style-type: none"> 3.2 - Provide Spanish & ASL translations services for parents. 3.8 - Increase and improve programs and services for LI, FY, and EL parents.
#4 Ensure Basic Services	\$171,504,153	<ul style="list-style-type: none"> MAINTAIN APPROPRIATELY CREDENTIALLED TEACHERS = 100% MAINTAIN ALL FACILITIES IN "GOOD" REPAIR = 100% 	<ul style="list-style-type: none"> 4.1 - Utilize certificated teacher and Initial Step Placement Incentives to ensure teacher retention. 4.3 - Provide sufficient maintenance, grounds, and custodial staff to maintain facility standards.

Local Control and Accountability Plan



EQUITY MULTIPLIER

GOAL #5
INVESTING \$916,824



Foster Academic Growth
Innovations Academy


HIGHLIGHTED EXPECTED OUTCOMES & METRICS

	INCREASE % OF EL STUDENTS MAKING PROGRESS	↑ 48.7%
	DECREASE PTS BELOW STANDARD CA DASHBOARD MATH SCORES	↓ -125.7 <small>pts below standard</small>

- HIGHLIGHTED ACTIONS
- 5.1** - Utilize Learning Support Teacher provide small group instruction and intervention for EL students in Math and ELA.
 - 5.5** - Provide an integrated approach to social-emotional learning (SEL) and support for students with Wellness Together.



EQUITY MULTIPLIER

GOAL #6
INVESTING \$150,523



Implement Comprehensive Social-Emotional Curriculum
Oak Tree Community Day School


HIGHLIGHTED EXPECTED OUTCOMES & METRICS

	DECREASE SUSPENSION RATE	↓ 34.8%
	REDUCE CHRONIC ABSENTEEISM RATE	↓ 44.5%

- HIGHLIGHTED ACTIONS
- 6.2** - Increase Social Emotional Learning Specialist to full-time to support students needs.
 - 6.4** - Project Based Learning Strategies professional development via Road to Success Program.



EQUITY MULTIPLIER

GOAL #7
INVESTING \$637,882



Achieve ELA and Math Proficiency for All Students
Palm Tree Elementary

HIGHLIGHTED EXPECTED OUTCOMES & METRICS

	INCREASE % OF STUDENTS MEETING OR EXCEEDING MATH STANDARD	↑ 37%
	INCREASE % OF STUDENTS MEETING OR EXCEEDING ELA STANDARD	↑ 34%

- HIGHLIGHTED ACTIONS
- 7.2** - Hire reading and math intervention specialists to provide small group instruction and support.
 - 7.3** - Provide parent workshops on Language Domains, Mastery Guides, writing, literacy, and math.



EQUITY MULTIPLIER

GOAL #8
INVESTING \$1,009,453



Enhance Student Support and Engagement
SAGE Magnet Academy

HIGHLIGHTED EXPECTED OUTCOMES & METRICS

	DECREASE SUSPENSION RATE	↓ 15.5%
	INCREASE NUMBER OF WORKSHOPS AND AFTER SCHOOL ACTIVITIES	+ 10

- HIGHLIGHTED ACTIONS
- 8.1** - Implement Play Works program to provide structured, age appropriate activities for students during unstructured times.
 - 8.14** - Host meetings and workshops to equip parents with skills to support students academically and behaviorally at home.



EQUITY MULTIPLIER

GOAL #9
INVESTING \$88,419



Improve Literacy & Behavioral Support
Yellen Learning Center


HIGHLIGHTED EXPECTED OUTCOMES & METRICS

	INCREASE SBA PROFICIENCY RATE FOR ELA	↑ 13%
	REDUCE SCHOOL-WIDE SUSPENSION RATE	↓ 19.6%

- HIGHLIGHTED ACTIONS
- 9.2** - Build capacity for foundational literacy skills with PD from Mastery Guides.
 - 9.4** - Provide teachers and paraeducators training on trauma informed practices and de-escalation strategies.


EQUITY MULTIPLIER

GOAL #10
INVESTING \$615,777



Boost Academic Growth & Student Engagement
Yucca Elementary

HIGHLIGHTED EXPECTED OUTCOMES & METRICS

	INCREASE SBA PROFICIENCY RATE FOR MATH	↑ 16%
---	--	--------------

- HIGHLIGHTED ACTION
- 10.1** - Provide professional development in ELA and Math to improve teacher instruction and student outcomes.
 - 10.5** - Training for LiveSchool which supports student incentivization and positive behavior supports through the House model implementation process.

