

Local Control & Accountability Plan Summary


2018-19

Pathways Academy Charter School Adult Education

Page 1 of 2



DISTRICT STORY



50 9th-12th STUDENTS



1 SCHOOL



12 EMPLOYEES

STUDENT ETHNICITY	PERCENTAGE	SUBGROUPS	PERCENTAGE
Hispanic	70%	Low Income	92%
White	14%	English Learners	18%
African American	8%	Foster Youth	<1%
2+ Races	6%	High Need	92%
Other	2%		

Comprehensive, Personalized Learning Program

A personal approach to learning through an Independent Study Program to ensure individual student needs are met



Four New CTE Pathways

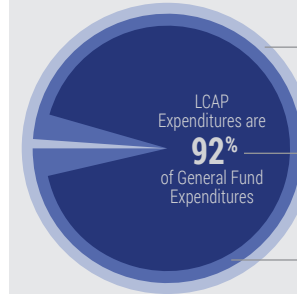
Healthcare, Information Communication Technology, Business, & Manufacturing

School Mission

Create a diverse & individualized learning environment that supports every student & strengthens relationships between families, programs, authorizers, & the community



BUDGET



General Fund Expenditures: **\$452,292**

LCAP Expenditures: **\$414,074**

LCFF Revenues: **\$446,126**

(Totals Budgeted for 2018-19 LCAP year)

Additional Expenditures Not Specified in the LCAP:

- Insurances, Accounting fees, Consultants, Rent, Legal services

\$32,218

LCAP HIGHLIGHTS

GOAL #1



Increase Academic Achievement

Highlighted Outcomes



CONTINUE STUDENT ACADEMIC PERFORMANCE EVALUATION



CONTINUE MONITORING EL, LI, FY, & SWD FOR PROFICIENCY

GOAL #2



Promote High Attendance & Positive School Climate

Highlighted Outcomes




PROVIDE CREDIT RECOVERY OPTIONS



MAINTAIN HIGHLY QUALIFIED TEACHERS & CLASSIFIED STAFF

GOAL #3



Increase Family & Community Engagement

Highlighted Outcomes



ENSURE MEANINGFUL & TRANSPARENT COMMUNICATION



PARENT TRAINING & WORKSHOPS

GOAL #4



Ensure Students are on Track to Graduate

Highlighted Outcomes



PROVIDE COLLEGE AND CAREER READINESS PROGRAMS



TECHNICAL EDUCATION & CAREER PATHWAY OPPORTUNITIES



Local Control & Accountability Plan Summary

2018-19

Pathways Academy Charter School Adult Education

Page 2 of 2



GREATEST PROGRESS



Indicator:

0%



Local Metric

Maintained Low Suspension Rate

Planned Actions to Maintain Progress:

- 2.1 - Focus on school climate & student engagement
- 2.4 - Frequent parent contact to update them on student progress
- 3.3 - Ensure that parents, students & teachers feel that schools are safe, positive, inclusive, welcoming & aesthetically pleasing learning environment

GREATEST NEEDS



Indicator:



Local Metric

Improve ELA & Math Academic Achievement

Planned Actions to Address Needs:

- 1.1 - Evaluate student academic performance based on local assessment results & provide targeted interventions
- 1.2 - Monitor LI, FY, EL, & SWD students for proficiency on state & local assessments
- 1.4 - PD & ongoing trainings on rubric & data creation, use to inform instruction & identify effective targeted interventions

PROGRESS GAPS

Subgroup in Need:



State Indicators:

1. Chronic Absenteeism

2. Suspension Rate

3. English Learner

4. Graduation Rate

5. College/Career Readiness

6. ELA Assessment

7. Math Assessment

Hispanic

English Learners

Low Income

African American

Homeless

Asian

SWD

Foster Youth

No Performance Gaps Exist



Planned Actions to Address Performance Gaps:

Actions and services are planned to increase & improve achievement for all students & student groups

INCREASED OR IMPROVED SERVICES



Teacher & Staff PD on SDAIE Strategies, EL Progress & Reclassification

for English Learners



Help HS Students Stay on Track for Graduation

for



College & Career Readiness Program

for



Parent Involvement Activities

for

