


Local Control and Accountability Plan



DISTRICT STORY



13,176 K-12 STUDENTS

19 SCHOOLS

17 DISTINGUISHED Schools

1,573 EMPLOYEES

STUDENT GROUPS



67%
Low Income



23%
English Learners



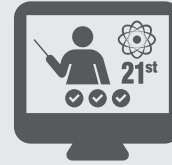
<1%
Foster Youth



77%
High Need

Innovative Learning For All

New resources that expand access to technology to both students and families



Commitment to STEAM

We provide a variety of academic choices, with Science, Math, Engineering & Robotics programs beginning at the elementary school level



District Vision

Rowland USD promotes, expects and accepts nothing short of excellence. We have a collective commitment to be the best school district in California.




BUDGET

General Fund Expenditures:

\$169,312,599

General Fund expenditures are broken down into the following categories:



LCAP Expenditures:

\$102,636,493

Specified LCAP expenditures make up **61%** of General Fund expenditures.

GOAL

#1

INVESTING **\$77,256,479**

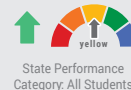


Academic Achievement for All Students

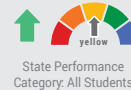
HIGHLIGHTED OUTCOMES & METRICS



ELA EQUITY REPORT



MATH EQUITY REPORT



WILLIAMS ACT INSTRUCTIONAL MATERIALS COMPLIANCE

= 100%



GRADUATES EARNING SEAL OF BI-LITERACY

↑ 24.7%



ENGLISH LEARNERS DESIGNATED AS FLUENT ENGLISH PROFICIENT

↑ 15.7%

HIGHLIGHTED ACTIONS, EXPENDITURES & TARGETS

Action	Expenditure	Target
1.1 - Provide materials for core subjects, intervention and enrichment for all students	\$1,626,000	↑
1.2 - Provide training, instructional coaches and site-based professional development time for teachers	\$12,565,760	↓
1.4 - Supporting Multi-tiered Systems of Support Approach to meet the needs of underperforming students	\$287,817	↓
1.5 - Provide Extended Learning Opportunities for English Learners, Foster Youth, and Low Income Students	\$2,632,295	↓
1.6 - Provide Support Services to assist students in attainment of grade-level Standards	\$3,747,155	↓



Local Control and Accountability Plan



GOAL #2 INVESTING \$1,653,093

College/Career Readiness & 21st Century Skills

HIGHLIGHTED OUTCOMES & METRICS		
	INCREASE COLLEGE AND CAREER READINESS	State Performance Category: All Students
	GRADUATES MEETING UC/CSU REQUIREMENTS	↑ 44.8%
	AP PASS RATE	↑ 66%
HIGHLIGHTED ACTIONS, EXPENDITURES & TARGETS		
2.2 - Support students in Career Pathways	\$131,089	
2.4 - Expand AVID Program (provide professional development, materials and support)	\$139,621	
2.6 - Provide school counselors at ratio of 418:1 (7th-8th) & 322:1 (9th-12th)	\$824,058	

GOAL #3 INVESTING \$902,067

Communicate & Collaborate

HIGHLIGHTED OUTCOMES & METRICS		
	COMMUNITY SURVEY PARTICIPATION	=/↑ 5,839
	ANNUAL STAFF ENGAGEMENT SURVEY PARTICIPATION	=/↑ 884
HIGHLIGHTED ACTIONS, EXPENDITURES & TARGETS		
3.2 - Communicate in appropriate languages with translators	\$393,492	
3.3 - Use technology to provide two-way communication	\$234,689	

GOAL #4 INVESTING \$6,196,013

Fiscal Responsibility

HIGHLIGHTED OUTCOMES & METRICS		
	STUDENT TO DEVICE RATIO	= 4:1^{K-2} 3:1³⁻¹²
	WILLIAMS ACT FACILITIES COMPLIANCE	= 100%
HIGHLIGHTED ACTIONS, EXPENDITURES & TARGETS		
4.1 - Provide matenance for high quality schools	\$5,176,190	
4.3 - Support a classroom environment that fosters 21st Century Teaching and Learning	\$839,823	

GOAL #5 INVESTING \$3,512,202

Student and Staff Safety & Wellness

HIGHLIGHTED OUTCOMES & METRICS		
	MAINTAIN HIGH ATTENDANCE RATE	=/↑ 97%
	DECREASE SUSPENSION RATE	
HIGHLIGHTED ACTIONS, EXPENDITURES & TARGETS		
5.2 - Provide staffing & ongoing health & safety training	\$432,218	
5.3 - Provide supports to improve school climate	\$1,587,496	
5.4 - Provide appropriate health services	\$1,203,333	

GOAL #6 INVESTING \$13,210,880

Strong Leadership

HIGHLIGHTED OUTCOMES & METRICS		
	MAINTAIN APPROPRIATELY ASSIGNED AND FULLY CREDENTIALLED TEACHERS	= 100%
	MAINTAIN MET STATUS ON CLIMATE SURVEY INDICATOR	Met
HIGHLIGHTED ACTIONS, EXPENDITURES & TARGETS		
4.1 - Provide PD to help staff address the diverse needs of our student population	N/C	
4.4 - Provide opportunities for collaboration between the school district and community	\$30,000	



* For additional LCAP resources click or scan the QR code or go to www.goboinfo.com and search for your district.