


Local Control and Accountability Plan

Sacramento City USD
2017-18 Highlights



DISTRICT STORY



41,028 K-12 STUDENTS

68 SCHOOLS

1 DISTINGUISHED Schools

4,528 EMPLOYEES

SUBGROUPS



73%
Low Income



18%
English Learners



1%
Foster Youth



72%
High Need

District Vision

Every student is a responsible, productive citizen in a diverse & competitive world



Guiding Concepts

- United for Equity
- Commitment to Excellence



Core Values

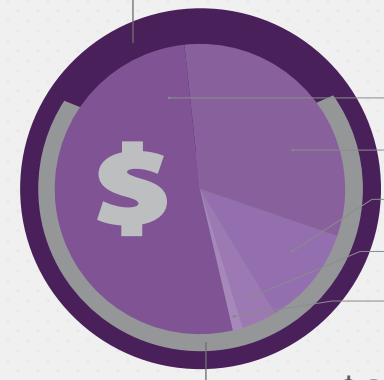
- Equity
- Achievement
- Integrity & Accountability



BUDGET

General Fund Expenditures:
\$502,095,875

General Fund expenditures are broken down into the following categories:



LCAP Expenditures:
\$399,063,230

Specified LCAP expenditures make up **79%** of General Fund expenditures.

GOAL #1

#1

INVESTING
\$350,081,920



College & Career Ready Graduates

HIGHLIGHTED OUTCOMES & METRICS



INCREASE APPROPRIATELY ASSIGNED & CREDENTIALLED TEACHERS

97% Credentialed
<1% Misassignments



MAINTAIN ACCESS TO STANDARDS ALIGNED INSTRUCTIONAL MATERIALS

=100%



INCREASE STATE STANDARDS IMPLEMENTATION SURVEY RESULTS

↑



INCREASE STANDARDS IMPLEMENTATION PROFESSIONAL LEARNING

↑



INCREASE ELA & MATH CAASPP ACHIEVEMENT

-21% ELA
-40% Math


HIGHLIGHTED ACTIONS, EXPENDITURES & TARGETS

1.1 - Basic educational program	\$288,784,634	All Students
1.2 - District training specialist offer ongoing professional learning	\$5,696,709	All Students
1.3 - Strong early childhood learning foundation	\$17,409,282	LI
1.4 - Librarians provide research help, project-based learning, & technology access	\$1,632,026	EL, FY
1.5 - Implement teaching strategies to assist SWD CCSS instruction	\$15,316,342	SWD
1.6 - Academic & career counseling for college & career readiness activities & guidance	\$5,683,973	Low Income
1.7 - Sustain & expand Linked Learning & CTE Pathway implementation	\$5,461,764	English Learner
1.8 - College Readiness Block Grant activities	\$275,525	Foster Youth
1.9 - Educational counseling from Foster Youth Services Department Program	\$705,317	Foster Youth

GOAL #2

#2

INVESTING
\$42,559,371



Safe, Emotionally Healthy & Engaged Students

GOAL #3

#3

INVESTING
\$2,568,880



Family & Community Empowerment

GOAL #4

#4

INVESTING
\$211,280



Operational Excellence

HIGHLIGHTED OUTCOMES & METRICS



MAINTAIN FIT RATING

=100%



INCREASE ATTENDANCE RATE

↑95.5%



DECREASE CHRONIC ABSENTEEISM

↓11%

HIGHLIGHTED ACTIONS, EXPENDITURES & TARGETS

2.1 - Safe, physically & emotionally healthy learning environment with sufficient staff	\$15,987,512	All
2.2 - Implement Safe Haven initiative	\$40,000	EL, FY
2.3 - Safe Schools Manager & School Resource Officers facilitate plans & relationships	\$1,242,353	All
2.4 - Secondary level assistant principals	\$2,835,954	EL, FY

HIGHLIGHTED OUTCOMES & METRICS



INCREASE PARENT PARTICIPATION IN SSC

=100% Composition
↑38 Schools



INCREASE DELAC PARTICIPATION

↑65% Sites DELAC representation
55% DELAC resp. attendance



INCREASE PARENT CAC PARTICIPATION

+5%

HIGHLIGHTED ACTIONS, EXPENDITURES & TARGETS

3.1 - Parent outreach & education services & establish site Parent Resource Centers	\$486,810	LI
3.2 - Support parent-teacher home visits & Academic Parent-Teacher Teams	\$372,583	EL, FY
3.3 - 5 language translation & interpretation available at meetings & events	\$952,578	English Learner

HIGHLIGHTED OUTCOMES & METRICS



INCREASE DASHBOARD USE

+10%



MAINTAIN ON-TIME CALPADS & CRDC SUBMISSIONS

=



INCREASE INFINITE CAMPUS ACCOUNTS

+10%

HIGHLIGHTED ACTIONS, EXPENDITURES & TARGETS

4.1 - Dashboard database reporting & assessment system software	\$211,280	All Students
4.2 - Establish district wide customer service standards (develop measurement tool for each department)	N/C	All Students

Sacramento City Unified School District, 5735 47th Ave., Sacramento, CA 95824; (916) 643-9000; www.scusd.edu; CDS#: 34674390000000.



©2018 solutions@goboinfo.com, (888) 938-7779

* For additional LCAP resources click or scan the QR code or go to www.goboinfo.com and search for your district.

