

Local Control & Accountability Plan Summary


2018-19

Santa Maria-Bonita School District

Page 1 of 2



DISTRICT STORY



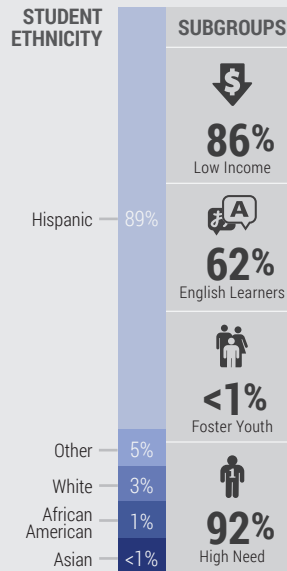
17,311 TK-8 STUDENTS



20 SCHOOLS

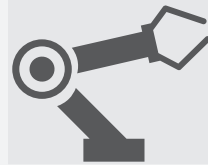



1,982 EMPLOYEES



A Culture of Collaboration

Leading that supports student learning



Leader in Innovation & Technology

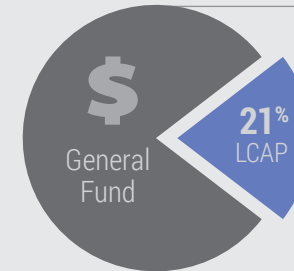
Classrooms transformed into 21st Century Environments

District Mission:

We are here to prepare children to be successful citizens



BUDGET



General Fund Expenditures:
\$217,720,486

LCAP Expenditures:
\$46,534,320

LCFF Revenues:
\$175,275,454

(Totals Budgeted for 2018-19 LCAP year)

Additional Expenditures Not Specified in the LCAP:

• Investments in Instructional Materials & Supplies	\$6,610,000
• Facility Maintenance & Utilities	\$11,127,000
• Communications & Technology	\$3,222,000
• Commitments to Employee Pensions	\$21,000,000

LCAP HIGHLIGHTS

GOAL #1



Support Student Learning

Highlighted Outcomes

EFFECTIVE SUPPORT SYSTEMS, PROCEDURES, & PROCESSES



INCREASE EXTENDED LEARNING OPPORTUNITIES



MET BASIC INDICATOR (TEACHERS, MATERIALS & FACILITIES)



MET IMPLEMENTATION OF ACADEMIC STANDARDS INDICATOR

GOAL #2



Support English Learner Academic Proficiency

Highlighted Outcomes



PD & COLLABORATION TO ENHANCE ELD INSTRUCTION



INCREASE CLASSROOM SUPPORT SERVICES FOR ELs



PROVIDE DIRECT & SPECIFIC INTERVENTIONS

GOAL #3



Safe, Healthy, & Positive Learning Environment

Highlighted Outcomes



INCREASE ATTENDANCE RATE



MAINTAIN SAFE & SECURE SCHOOLS



INCREASE COORDINATION OF STUDENT SUPPORT SERVICES



MET LOCAL CLIMATE SURVEY INDICATOR

GOAL #4



Positive & Respectful Stakeholder Culture

Highlighted Outcomes



INCREASE FAMILY ENGAGEMENT & PARENT EDUCATION



INCREASE COMMUNICATIONS & COLLABORATION AMONG ALL STAKEHOLDERS



MET PARENT ENGAGEMENT LOCAL INDICATOR



Local Control & Accountability Plan Summary

2018-19

Santa Maria-Bonita School District

Page 2 of 2



GREATEST PROGRESS

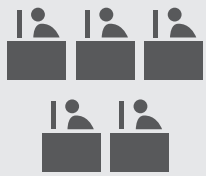
Increased English Learner Rates



Indicator: California School Dashboard



Status: Medium Change: Increased



Increased Technology Access

Indicator:



Stakeholder Feedback

Planned Actions to Maintain Progress:

- Site-specific allocation to support & increase student achievement
- Additional certificated & classified staff
- Targeted PD, collaboration, & learning for all staff

GREATEST NEEDS



Increase Academic Performance in ELA & math

Indicator: California School Dashboard



Status: Low Change: Maintained

Continue to Improve Parent Engagement



Local Indicator:



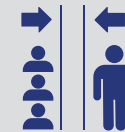
Met

Planned Actions to Address Needs:

- Increase Response to Intervention for our English Learner Development Students
- Increase Extended Day Opportunities & all Student Support Services
- Increase Family Engagement & Parent Education

PROGRESS GAPS

Subgroup in Need:



2+ Races

State Indicators:



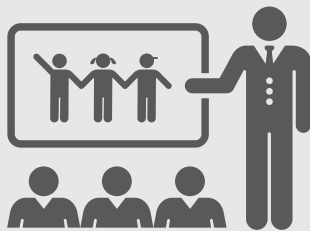
*2+ Races is the only subgroup that has a performance gap of 2+ categories below the All Student category. However, Santa Maria-Bonita SD recognizes many subgroups fall into red, orange & yellow categories. Actions & Services are planned to address these needs.

Planned Actions to Address Performance Gaps:


- Increase Response to Intervention
- Increase Support Services & Procedures

INCREASED OR IMPROVED SERVICES

Increase Collaboration & Coordination of Services



Safe & Healthy Environment



CCSS Proficiency for College & Career Readiness

