

Local Control & Accountability Plan Summary


2019-20

Santa Maria-Bonita School District

Page 1 of 2



DISTRICT STORY



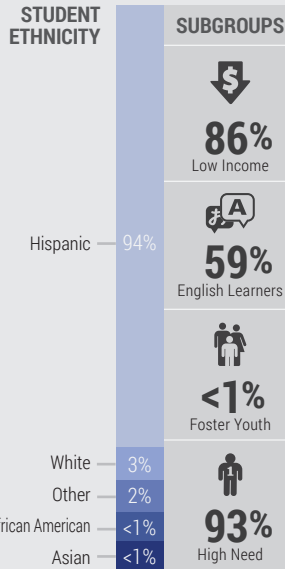
17,122 TK-8 STUDENTS



20 SCHOOLS




1,982 EMPLOYEES



A Culture of Collaboration

Leading that supports student learning



Leader in Innovation & Technology

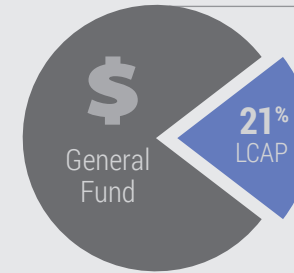
Classrooms transformed into 21st Century Environments

District Mission

We are here to prepare children to be successful citizens



BUDGET



General Fund Expenditures:
\$184,918,190

LCAP Expenditures:
\$50,067,084

LCFF Revenues:
\$189,151,959

(Totals Budgeted for 2019-20 LCAP year)

Additional Expenditures Not Specified in the LCAP:

• Investments in Instructional Materials & Supplies	\$6,910,000
• Facility Maintenance & Utilities	\$11,433,000
• Communications & Technology	\$3,450,000
• Commitments to Employee Pensions	\$23,000,000

LCAP HIGHLIGHTS

GOAL #1



Support Student Learning

Highlighted Actions

- Aligned instructional systems, procedures, & processes
- Increased Expanded Learning opportunities
- Met Basics Indicator: Teachers, Instructional Materials, Facilities
- Met Implementation of Academic Standards Indicator

GOAL #2



Support English Learner Academic Proficiency

Highlighted Actions

- Professional Learning & Collaboration to support high quality instruction
- Increase Literacy-Rich Environments
- Increased Instructional Support Services for English Learners (EL)
- Provide interventions & supports

GOAL #3



Safe, Healthy, & Positive Learning Environment

Highlighted Actions

- Increase attendance rate
- Maintain safe & secure schools
- Increased coordination of Student Support Services
- Met Local Climate Survey Indicator

GOAL #4



Positive & Respectful Stakeholder Culture

Highlighted Actions

- Increase Family Engagement & Parent Education
- Increase communication & collaboration among stakeholders
- Increase Family Advocates & family outreach services
- Met Parent Engagement Local Indicator



Local Control & Accountability Plan Summary

2019-20

Santa Maria-Bonita School District

Page 2 of 2



GREATEST PROGRESS



Increase ELA Academic Performance

Indicator: California School Dashboard



47.4 points below standard
Increased 6.5 points

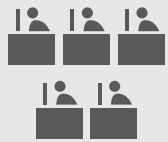
Increase Math Academic Performance



Indicator: California School Dashboard



67.7 points below standard
Increased 3.2 points



Increased Technology Access



Indicator:
Stakeholder Feedback

Planned Actions to Maintain Progress:

- Site-specific allocation to support & increase student achievement
- Additional certificated & classified staff to support high quality instruction
- Increased technology both at school & at home

GREATEST NEEDS



Improve Suspension Rate

Indicator: California School Dashboard



3.4% suspended at least once
Maintained -0.2%

Continue to Improve Parent Engagement



Local Indicator:



Met

Planned Actions to Address Needs:

- Increase support services for English Learners (EL) including assessment tools used to measure progress throughout the year, quality first instruction, & appropriate academic support interventions & services
- Increase Expanded Learning opportunities & all Student Support Services
- Increase Family Engagement & Parent Education

PERFORMANCE GAPS

Subgroup in Need:



Students with Disabilities

State Indicators:



*Students with disabilities is the only subgroup that has a performance gap of 2+ categories below the All Student category. However, Santa Maria-Bonita SD recognizes many subgroups fall into red, orange & yellow categories. Actions & Services are planned to address these needs.

Planned Actions to Address Performance Gaps:

- A coherent & ongoing restructuring that is consistent at every school site including an alignment of academic, social emotional & behavioral learning within every classroom
- A continuous & ongoing effort to close the achievement gap through a framework of a Multi-Tier System of Support
- Professional learning focused on Tier 1 instructional elements & essential standards

COMPREHENSIVE SUPPORT & IMPROVEMENT

IDENTIFIED SCHOOL



Fesler Junior High School

PROVIDE SUPPORT FOR SCHOOLS

Santa Maria-Bonita SD supported these schools in developing CSI plans through:



- School-level needs assessments, progress monitor, & evidence based interventions
- Continued implementation & evaluation of standard aligned direct instruction of ELD & Math
- An increase of Positive Behavior Interventions & Supports (PBIS)
- Identifying resource inequities to address

MONITOR & EVALUATE EFFECTIVENESS

Implementation & effectiveness of the CSI plan will be monitored by:



- Data analysis of academic performance
- Regular review of Actions & Services & update accordingly
- Stakeholder feedback

