


Local Control & Accountability Plan Summary



DISTRICT STORY



7,949 9th-12th STUDENTS

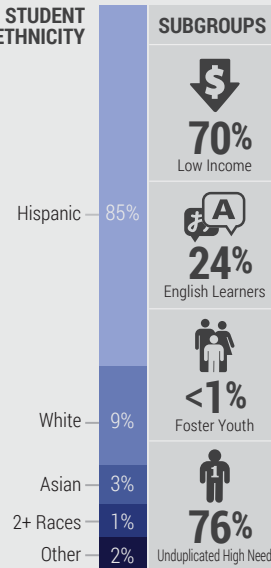


4
SCHOOLS



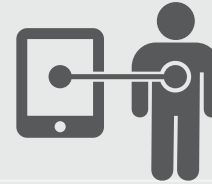
695
EMPLOYEES

STUDENT ETHNICITY



1:1 Student per Technology Device

Devices for new students & staff



District Mission

Prepare all learners to be productive citizens & college/ career ready by providing challenging learning experiences & establishing high achievement expectations

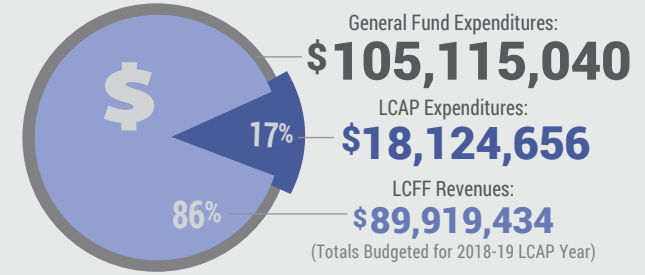


District Vision

Every student succeeds & is prepared for college, career, & life.



BUDGET



Additional Expenditures Not Specified in the LCAP:

- Certificated & classified staffing
- Transportation
- Maintenance, operations, & utilities
- Board, Superintendent & District support & administrative functions
- Special Education
- Other federal & state restricted programs

LCAP HIGHLIGHTS

GOAL #1



CCSS proficiency for college & career readiness

GOAL #2



Positive & respectful stakeholder culture

GOAL #3



Strengthen CTE programs & services

GOAL #4



Support student achievement

GOAL #5



Expand technology use

GOAL #6



Safe & healthy environment

GOAL #7



Support English Learner proficiency

GOAL #8



Support Foster Youth achievement



Local Control & Accountability Plan Summary



GREATEST PROGRESS

High Graduation Rates

Status: High

Change: Maintained

Increased Translation & Interpretation Opportunities

Metric

+35%

Local Measure

- Planned Actions to Maintain Progress:**
- 1.1 - Increase support for CCSS (Math, Eng & Science)
 - 2.4 - Develop core A-G Ethnic & Gender studies courses, curriculum & resources
 - 4.2 - Increase AVID student budget & support at comprehensive sites
 - 2.1 - Improve district translation services

GREATEST NEEDS

Increase English Learner Progress

Status: Medium

Change: Decline

Decrease Suspension Rate

Status: Medium

Change: Maintained

- Planned Actions to Address Needs:**
- 7.2 - Bilingual instructional support for EL Newcomer students
 - 7.4 - Provide intervention & advancement for ELD students
 - 6.1 - Implement Restorative Approaches

PERFORMANCE GAPS

Subgroup in Need: **2+ Races** / **Foster Youth**

State Indicators:

1. Chronic Absenteeism, 2. Suspension Rate, 3. English Learner, 4. Graduation Rate, 5. College/Career Readiness, 6. ELA Assessment, 7. Math Assessment

- Planned Actions to Address Performance Gaps:**
- 3.2 - Students support into CTE programs
 - 4.1 - Continue progress to increase District A-G completers
 - 4.11 - Progress monitor student academic growth
 - 7.1 - EL instructional progress

INCREASED OR IMPROVED SERVICES

POR VIDA Program to Address At-Risk Behaviors

for EL, LI, FY

Program Specialists for FY Liaison Services

for Foster Youth

EL Newcomer Bilingual Instructional Support

for English Learners