

Local Control & Accountability Plan Summary


2019-20

Santa Maria Joint Union High School District

Page 1 of 2



DISTRICT STORY



8,166 9th-12th STUDENTS




4 SCHOOLS

High School: 3
Continuation High School: 1



728 EMPLOYEES

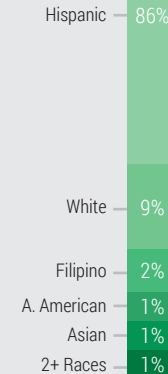


23 STUDENTS PER TEACHER



2 DISTINGUISHED Schools

STUDENT ETHNICITY



STUDENT GROUPS



1:1 Student per Technology Device

Devices for new students & staff



District Mission

Prepare all learners to be productive citizens & college / career ready by providing challenging learning experiences & establishing high achievement expectations



District Mission

Every student succeeds & is prepared for college, career, & life.



LCAP HIGHLIGHTS

GOAL #1



CCSS proficiency for College & Career Readiness

GOAL #2



Positive & Respectful Stakeholder Culture

GOAL #3



Strengthen CTE Programs & Services

GOAL #4



Support Student Achievement

GOAL #5



Expand Technology Use

GOAL #6



Safe & Healthy Environment

GOAL #7



Support English Learner Proficiency

GOAL #8



Support Foster Youth Achievement



Local Control & Accountability Plan Summary

2019-20

Santa Maria Joint Union High School District

Page 2 of 2



GREATEST PROGRESS



High Graduation Rates

Indicator: California School Dashboard



Status:
= 91%
Change:
Maintained



Decreased Suspension Rates

Indicator: California School Dashboard



Status:
↓ 3.3%
Change:
Improved

Planned Actions to Maintain Progress:

- 1.1 - Support Common Core standards (NGSS & social studies curriculum planning & development)
- 3.2 - Continue to develop CTE Center/ AG Farm
- 3.5 - CTE program training for all guidance & counseling staff
- 4.1 - Support counseling services District-wide (evening work, professional development)
- 4.7 - Student progress monitoring software & training (appropriate English & math placement)

GREATEST NEEDS



Increase ELA Proficiency

Indicator: California School Dashboard



Change:
↓
Declined

Increase College / Career Readiness



Indicator: California School Dashboard



Status:
= 28%
Change:
Maintained



Increase Math Proficiency

Indicator: California School Dashboard



Change:
=
Maintained

Planned Actions to Address Needs:

- 1.4 - Assessment software to reflect SBAC testing experience (teacher training)
- 4.10 - Computer-based, teacher-led, & collaborative literacy software (struggling readers & writers)
- 4.11 - Reading intervention software (individualized scaffold silent reading practice for grades 3+)
- 4.13 - Provide authorship verification software (efficient feedback & formative writing tool)
- 7.1 - Support ELA/ELD pathway

PROGRESS GAPS

Subgroup in Need:



State Indicators:

- 1. Chronic Absenteeism
- 2. Suspension Rate
- 3. English Learner
- 4. Graduation Rate
- 5. College/Career Readiness
- 6. ELA Assessment
- 7. Math Assessment

Foster Youth

- 1. Chronic Absenteeism
- 2. Suspension Rate
- 3. English Learner
- 4. Graduation Rate
- 5. College/Career Readiness
- 6. ELA Assessment
- 7. Math Assessment

Homeless Students

- 1. Chronic Absenteeism
- 2. Suspension Rate
- 3. English Learner
- 4. Graduation Rate
- 5. College/Career Readiness
- 6. ELA Assessment
- 7. Math Assessment

Planned Actions to Address Performance Gaps:

- 3.2 - Continue to develop CTE Center/ AG Farm
- 4.1 - Support counseling services District-wide (evening work, professional development)
- 4.14 - Support student activities (training, cultural proficiency, transportation, incentives, vehicle, etc.)
- 8.2 - Foster Youth staff training & support programs (collaboration, training, conferences)
- 8.3 - After school tutoring (Santa Barbara County Office of Education)

