




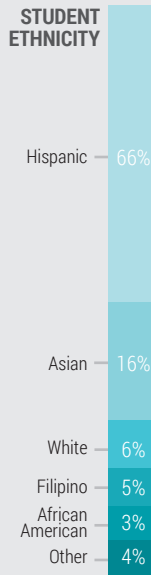
DISTRICT STORY



4,242 TK-8th grade STUDENTS



8 SCHOOLS
Elementary School: 5
Middle School: 2
PK-8 School: 1



STUDENT GROUPS

71%
Low Income

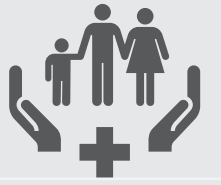
40%
English Learners

6%
Foster & Homeless Youth

11%
Students with Disabilities

Strong Family Support Systems

ASES, Kid Connection, before & after-school extended learning opportunities.



Rigorous 21st Century Curriculum

Taught through integrated, standards-based instruction & supported by mobile technology.



District Mission

Buena Park School District inspires and ignites all students to pursue high achievement; empowering them to follow their passions.



425
EMPLOYEES

STUDENTS PER TEACHER
24^{TK-3} 29⁴⁻⁸



DISTINGUISHED
Schools

LEARNING CONTINUITY

Instructional Delivery Model



Buena Park SD will offer a Distance Learning and In-person Instructional Models during the 2020-21 school year. **Ensuring Learning Continuity** will be a major point of focus.



Ensure Access for All Students

Devices provided for **100%** of students & teachers
Hotspots purchased **430**



Keep Students Engaged

A Tiered System of Support is used to re-engage students
All students participate in **Daily Live Interactions**



Maintain Quality Education


Professional Development in Distance Learning Tools
Expanded Staff Roles & Responsibilities help BPSD navigate new challenges

ADDRESSING PUPIL LEARNING LOSS



Diagnosing and addressing pupil learning loss will be a primary focus in 2020-21 following school closures in Spring 2020.

LEARNING LOSS STRATEGIES



- Daily small group instruction is provided to struggling students.
- Universal intervention time within the instructional day.
- ASES after-school program.
- 30 minutes of systematic ELD daily.

MEASURING EFFECTIVENESS



- Diagnostic Assessments will be used to assess student learning status and monitor progress throughout the year.
- Teachers will collaborate weekly to analyze data and assess effectiveness of instructional strategies.

4
STEP CYCLE



STUDENT SUPPORT

MENTAL HEALTH & SOCIAL & EMOTIONAL WELLBEING



Training in Mental Health

All teachers, administrators, psychologists & counselors receive training in mental health.

Universal Screening & Progress Monitoring

A Complex Area Support Team (CAST) will utilize the Panorama screening tool to monitor the social emotional wellbeing of students.



SUPPORT FOR UNDUPLICATED STUDENTS



English Language Learners will receive designated and integrated ELD and priority access to Expanded Learning Programs.



Case Carriers of pupils with exceptional needs will check-in regularly with the family & IEP team to ensure that student needs are being met.



Support services will be available to homeless youth including tutoring, homework assistance, and supervision of educational activities.

HEALTH & NUTRITION



FREE DAILY MEALS ARE PROVIDED TO ALL STUDENTS



SAFETY PROTOCOLS ARE FOLLOWED FOR ALL FOOD PREPARATION & DISTRIBUTION



CURBSIDE MEAL PICKUP IS AVAILABLE AT DESIGNATED SITES



TOUCHLESS IDENTIFICATION OF STUDENTS THROUGH THE USE OF SCANNERS & STUDENT ID CARDS

